

FY2011 Budget Presentation





FY2011 Budget Calendar

- July Departmental Budget Review
- Aug 2nd City Council Budget Presentation (6:00 p.m.)
- Aug 2nd 1st Public Millage Rate Hearing & Budget Workshop (7:00 p.m.)
- Aug 9th 2nd Public Millage Rate Hearing & Budget Workshop (6:30 p.m.)
- Aug 17th Final Millage Rate Hearing (7:30 a.m.)
- Aug 17th Final Millage Rate, Public Hearing & Budget Adoption (7:00 p.m.)
- Aug 24th Final Late Date Public Hearing & Budget Adoption (7:00 p.m.)



Economic Outlook/Recovery

- City officials across the country continue to struggle with substantial revenue losses, arguably the worst in decades.
- Fees for routine services continue to escalate with employees being laid off and scaled back to address budget shortfalls.
- Economy will need years to recover from the anxiety, lack of consumer confidence and financial fear.
- Slow growth will continue to affect Union City as the economy recovers.
- Expectations are to continue developing as a preferred location for business, residential investment and tourism.



Economic Outlook – Union City

- While remaining financially sound this past year, Union City was not immune to the economic realities impacting other municipalities and businesses.
- Residential property values decreased 9.7% over last year due to reassessments - yet increased 2.5% due to growth – Overall property tax revenue is projected to be 3.2% less.
- Business license revenue experienced a marked decrease as a result of business income losses associated with the slow recovery.
- Local option sale tax revenue is projected to remain flat.
- Opportunity Zone designation is expected to attract new business and increase employment opportunities.
- Other City Funds are significantly impacting the General Fund's ability to remain fiscally sound.



Budget Principles

- Conservatively determine revenue and expenses.
 - Detailed trending and financial analysis effectively neutralizes pressures to inflate revenue and expense estimates
- Do not use one-time revenue sources for ongoing expenses.
 - When a non-recurring source of revenue is used to fund an ongoing expense, an "automatic unfunded increase" is built into the budget for the following year.
- Balance current year revenues with current year expenses.
 - Using fund balance to finance a program creates a "built-in increase" in the future -- creating the bad practice of using one-time funding for ongoing expenses.

How will Union City ensure a sound future?



- Continue to follow budget principles, implement best practices and innovative financial strategies to remain fiscally sound.
- Continue developing as an economic hub and preferred location for business, residential investment and tourism.
- Maximize our location advantages, such as our proximity to downtown Atlanta, the interstate freeway system and Hartsfield-Jackson International Airport.
- Market our unique designations as an opportunity zone and foreign trade zone.

Proposed FY2011 Budget

2010 Estimated Gross Digest Computation Sheet



COMPUTATION OF MILLAGE RATE ROLLBACK AND PERCENTAGE INCREASE IN PROPERTY TAXES FOR YEAR 2010				
COUNTY FULTON		TAXING JURISDICTION UNION CITY - M&O		
INFORMATION FOR THE SHADED PORTIONS OF THIS SECTION MUST BE ENTERED				
This information will be the actual values and millage rates certified to the Department of Revenue for the applicable tax years.				
DESCRIPTION	2009 DIGEST	REASSESSMENT OF EXISTING REAL PROP	OTHER CHANGES TO TAXABLE DIGEST	2010 DIGEST
REAL	557,649,770	-48,966,590	8,089,120	516,772,300
PERSONAL	52,041,332		1,954,445	53,995,777
MOTOR VEHICLES	27,390,550		252,540	27,643,090
MOBILE HOMES	0		0	0
TIMBER -100%	0		52,236	52,236
HEAVY DUTY EQUIP	8,777		-8,777	0
GROSS DIGEST	637,090,429	-48,966,590	10,339,564	598,463,403
EXEMPTIONS	29,007,922		-2,610,052	26,397,870
NET DIGEST	608,082,507	-48,966,590	12,949,616	572,065,533
	(PYD)	(RVA)	(NAG)	(CYD)
2009 MILLAGE RATE >>>	9.500	2010 PROPOSED MILLAGE RATE >>>		9.500

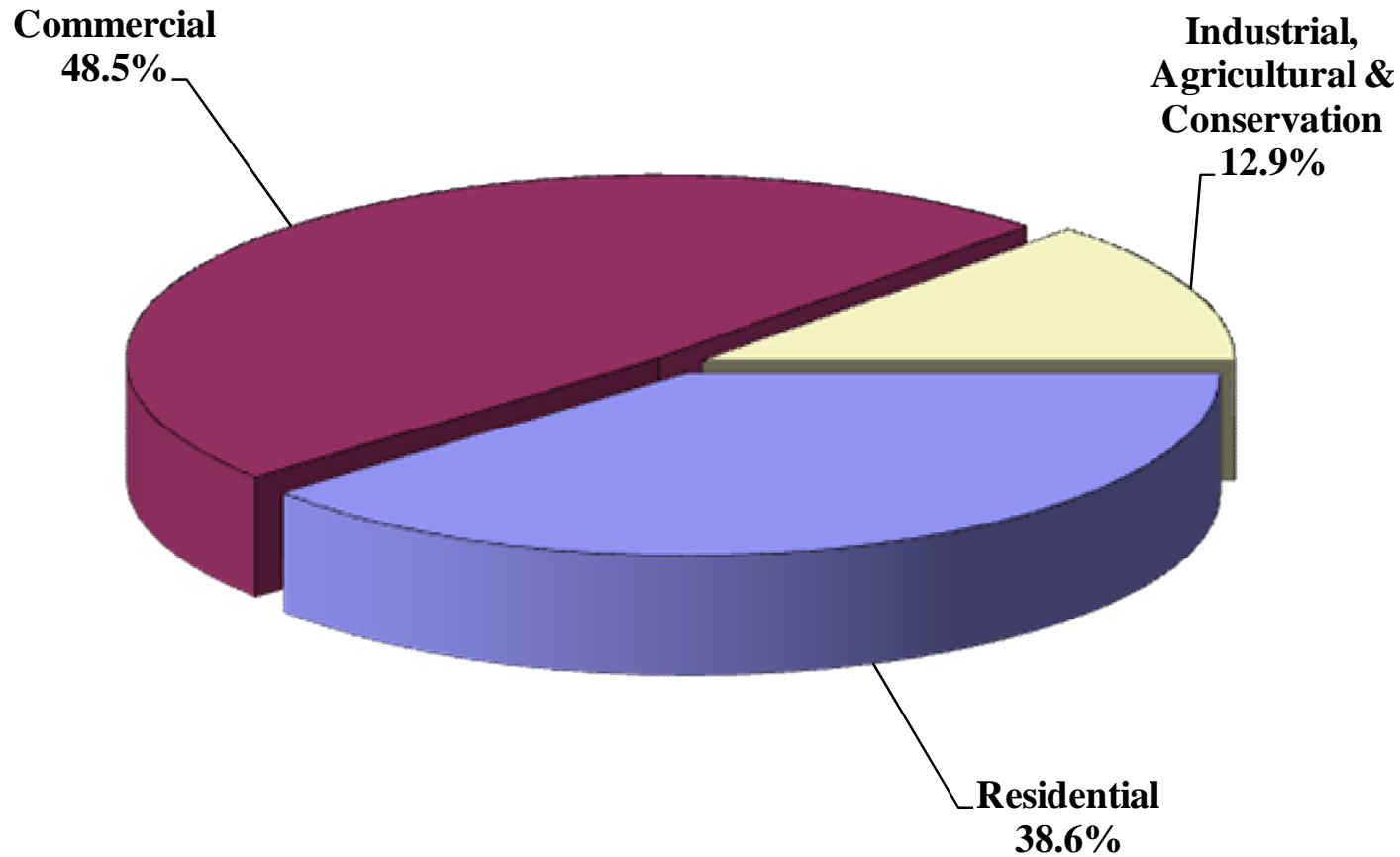
THIS SECTION WILL CALCULATE AUTOMATICALLY UPON ENTRY OF INFORMATION ABOVE			
DESCRIPTION	ABBREVIATION	AMOUNT	FORMULA
2009 Net Digest	PYD	608,082,507	
Net Value Added-Reassessment of Existing Real Property	RVA	-48,966,590	
Other Net Changes to Taxable Digest	NAG	12,949,616	
2010 Net Digest	CYD	572,065,533	(PYD+RVA+NAG)
2010 Millage Rate	PYM	9.500	
Millage Equivalent of Reassessed Value Added	ME	-0.813	(RVA/CYD) * PYM
Rollback Millage Rate for 2010	RR	10.313	PYM - ME

COMPUTATION OF PERCENTAGE INCREASE IN PROPERTY TAXES		
If the 2010 Proposed Millage Rate for this Taxing Jurisdiction exceeds the Rollback Millage Rate computed above, this section will automatically calculate the amount of increase in property taxes that is part of the notice required in O.C.G.A. Section 48-5-32.1(c) (2)	Rollback Millage Rate	10.313
	2010 Millage Rate	9.500
	Percentage Increase	-7.88%

CITY OF UNION CITY
"The Progressive City"

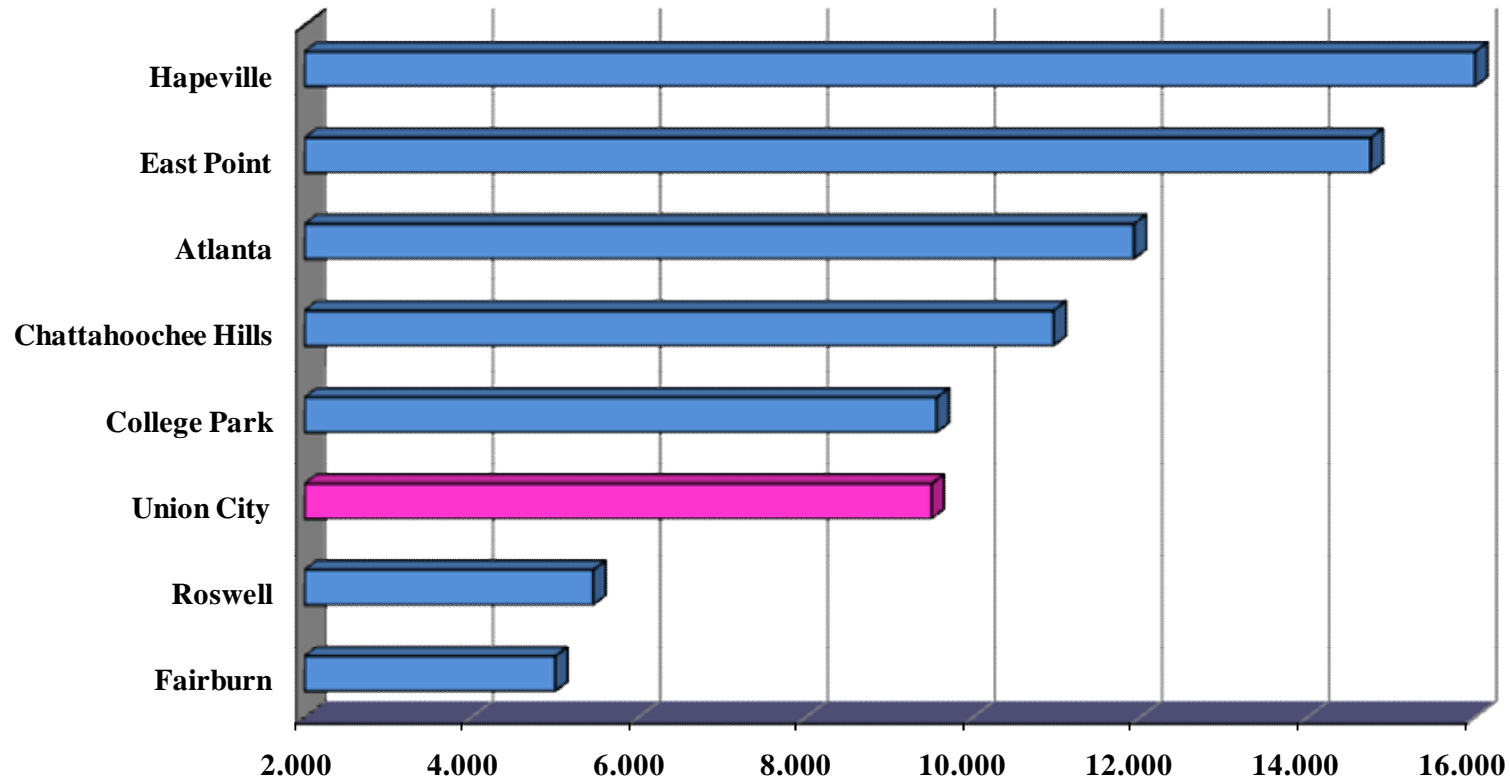
Proposed FY2011 Budget

FY2010 Estimated Gross Digest Distribution



Proposed FY2011 Budget

Millage Rate Comparison



Proposed FY2010 Budget

Where does my Union City tax dollar go?



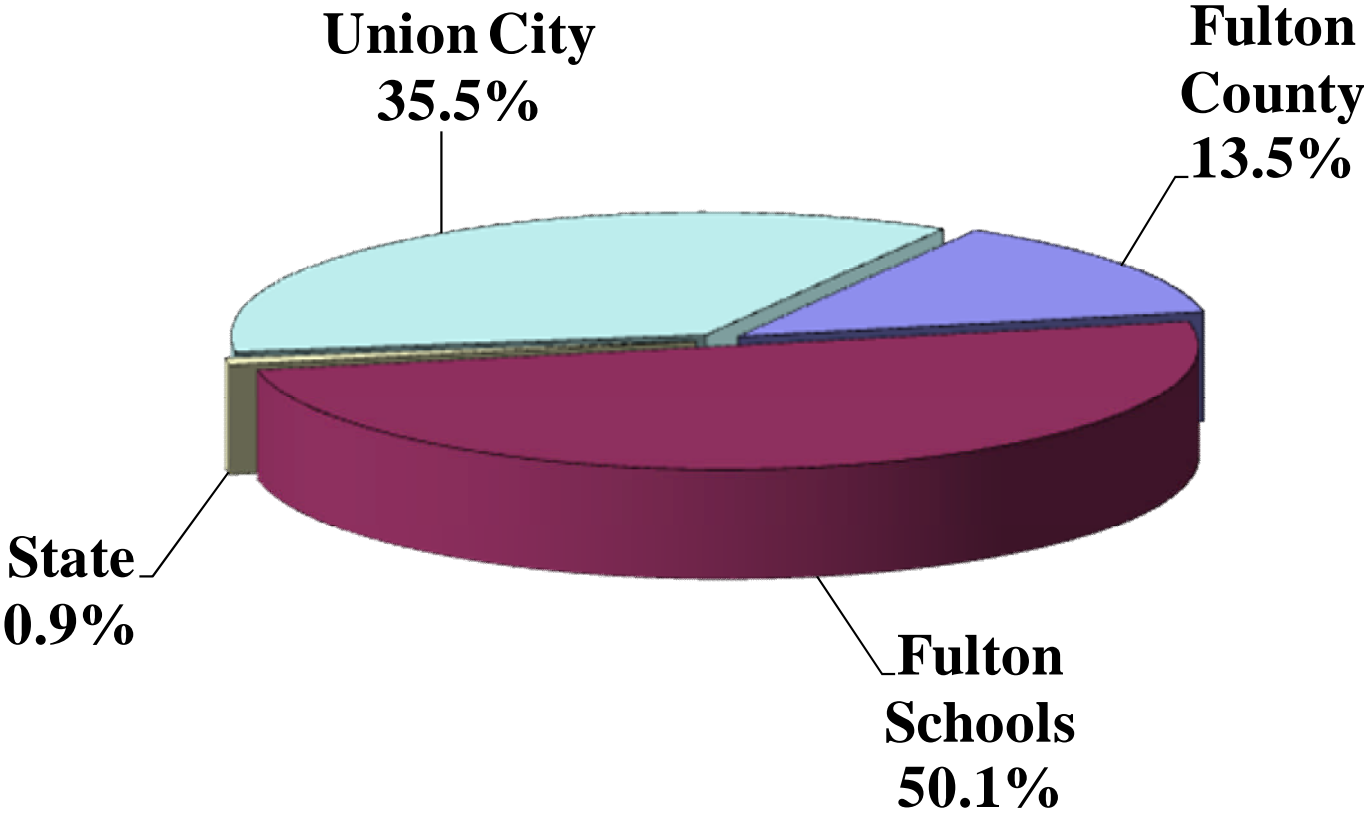
Where does my tax dollar go?

	<u>Step 1</u> Obtain Appraised Value (Fair Market Value)	<u>Step 2</u> Calculate 40% (Assessed Value)	<u>Step 3</u> Deduct applicable Homestead Exemption ¹	<u>Step 4</u> Calculate Remaining Applicable assessment	<u>Step 5</u> Apply applicable Millage Rates	<u>Step 6</u> Calculate taxes owed prior to State Homestead Credit ⁴	<u>Step 7</u> Deduct State Homestead Credit ⁵	<u>Step 8</u> Calculate taxes owed
Fulton County General ^{1,2}	100,000	40,000	18,000	22,000	10.2810	\$226.18	\$82.25	\$143.93
Fulton County Bond ²	100,000	40,000		40,000	0.0000	-		0.00
Fulton County School General ³	100,000	40,000	2,000	38,000	16.4030	623.31	131.22	492.09
Fulton County School Bond ³	100,000	40,000		40,000	1.0990	43.96		43.96
State of Georgia	100,000	40,000	2,000	38,000	0.2500	9.50		9.50
Union City ^{Bond}	100,000	40,000	0	40,000	1.8499	74.00		74.00
Union City ¹	100,000	40,000	0	40,000	7.6501	306.00		306.00
Total					37.5330	\$1,282.95	\$213.47	\$1,069.48

	Jurisdiction	Percent	Factor
¹ Fulton County General and Union City homestead	Fulton County	13.46%	37.9%
² 2010 Millage Rate used	Fulton Schools	50.12%	141.1%
² Millage Rates proposed as part of the 2011 budget	State	0.89%	2.5%
⁴ Divide Millage Rate by 1,000 prior to multiplying by Remaining Applicable assessment	Union City	<u>35.53%</u>	
⁵ Represents 8,000 of assessed value multiplied by the applicable millage rate, not applicable to bond levies		100.00%	

Proposed FY2011 Budget

Where does my Union City tax dollar go?



Proposed FY2011 Budget Highlights

Employment Related Statistics and Amendments



- Funding for 223 FTEs (223 full-time and 29 part-time).
- Funding for Police services consisting of 79 FTEs (75 sworn; including 4 part-time officers & 16 part-time reserve officers).
- Funding for Fire/EMS services consisting of 52 FTEs (51 sworn).
- Performance based salary increases for city employees – replaces longevity based step system.
- Sick pay incentive program – replaces prior sick pay purchase program.

Proposed FY2011 Budget Highlights

Position Control Amendments



General Fund

Establishments:

1. General Operations – Operations Coordinator
2. Recreation - Receptionist/Admin Assistant (Conversion from part-time)
3. Public Services – Laborer I (Part-time)

Corrections Fund

Reduction in Force:

1. Eight (8) vacant position unfunded & Four (4) RIF positions.

Reclassifications:

1. None Proposed

Proposed FY2011 Budget Highlights

Employee Benefit Improvements



- FlexHR EmployeeUniverse™ (City Employee Self-Service Website) became fully operational to assist 24/7 with any questions regarding benefits, pay, policies and procedures, etc.
- Absorbed 5.5% healthcare increase without passing the cost along to our employees.
- Implemented short-term disability plan and enhanced existing long-term disability plan. (Expediting disability payments).
- Provided enhanced Aflac group supplemental accident, hospital, and critical illness benefits at a savings over this past year.
- Enrolled employees electronically using I-Enroller to ensure employee benefit selections are accurate. (Byrant Wharton)
- Provided employees with an Employee Benefit Summary detailing healthcare and retirement benefits. (Byrant Wharton)

Proposed FY2011 Budget Highlights

Planning Assumptions



- Commitment to Outstanding Customer Service
- Provides for the same millage rate as last year
- Performance based salary increases for city employees
- Holiday pay program for city employees
- Debt service payments
- Professional Outsourced Services
- Property & Liability insurance
- Transportation Enhancement capital projects
- Operating transfers out of other funds

Proposed FY2011 Budget Highlights

Proposed Funding Highlights



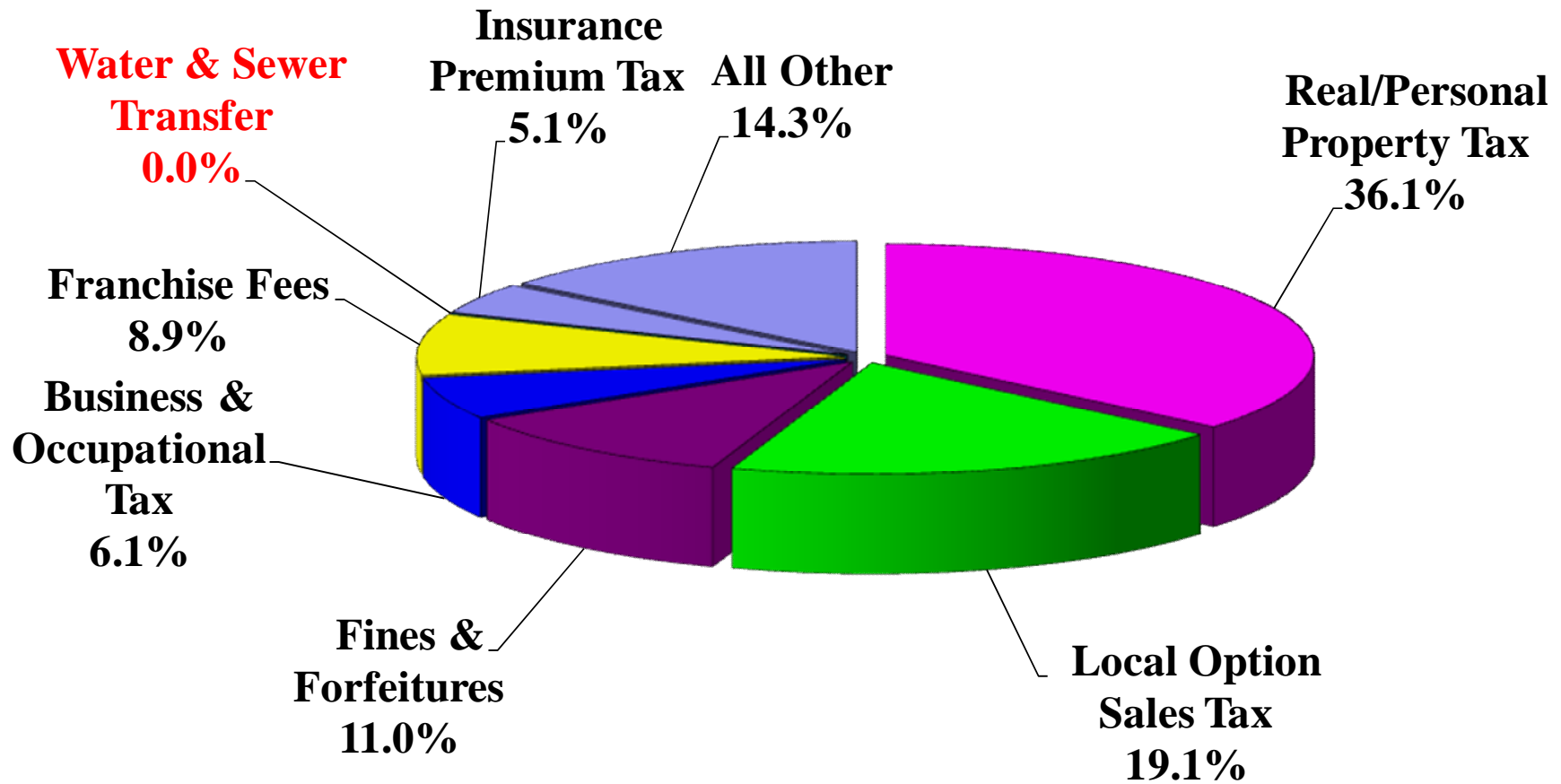
- Public Life Safety Award program
- Disaster Recovery Plan
- Upgrade City Hall phone system
- Code Enforcement Clean & Lien program
- Police Fleet Replacement program
- Fire Brush Truck
- E911 System Improvements
- Georgia Military School Improvements
- Ronald Bridges Park Improvements



FY2011 General Fund Budget Summary

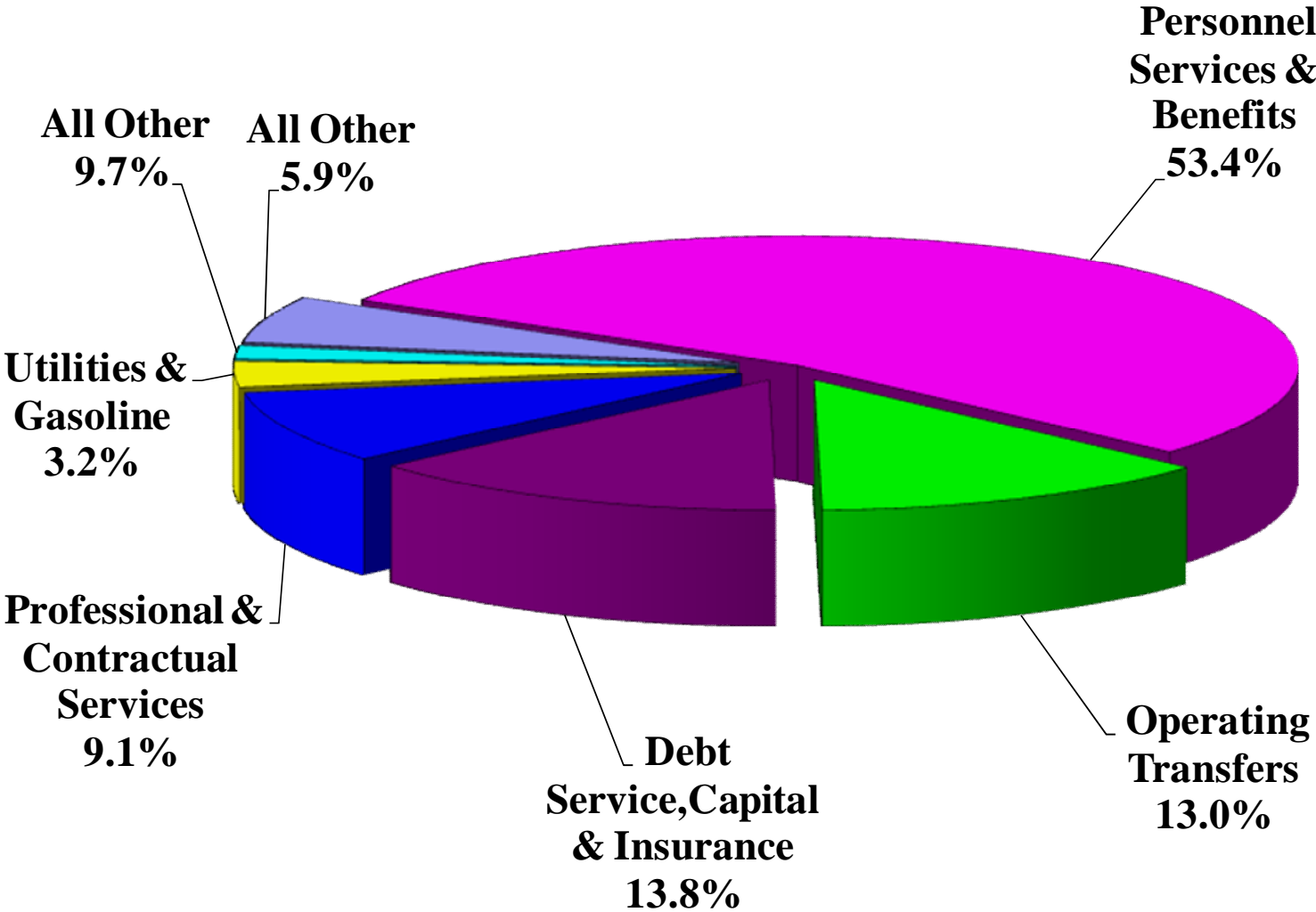
Revenue	\$14,706,000
Expenditures	\$19,272,288
Fund Balance	\$4,566,228

Union City FY2011 General Fund Proposed Budget Major Revenue Categories



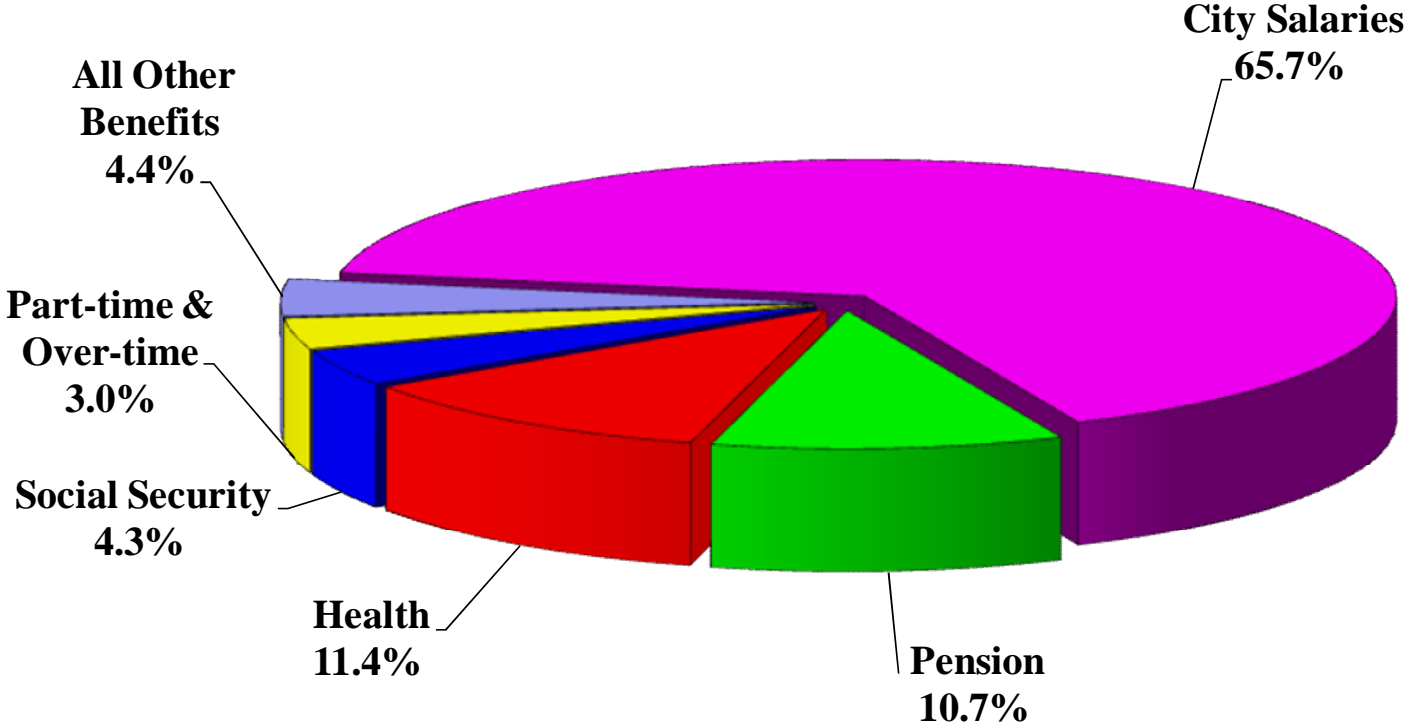
Union City FY2011 General Fund Proposed Budget

Major Expenditure Categories



Union City FY2011 General Fund Proposed Budget

Personnel Categories





General Fund Expenditures - Contingency Detail

Description	2011 Budget	Percent
Salary Adjustment ¹	\$280,000	76.8.0%
Public Safety	\$50,000	13.7%
Matching Grants	\$20,000	5.5%
City Manager Contingency	\$20,000	5.5%
Grand Total	\$370,000	100.0%

Note¹: Includes Performance based salary increase and holiday pay program.

Proposed FY2011 Budget Highlights

Inter-Fund Transfers



2011 Inter-Fund Operating Transfers

	100 General Fund	215 E911 Fund	240 Federal Grant	254 Multiple Grants	255 Motor Veh Fund	343 TEA Grant	350 Capital Fund	410 2006 G.O. Debt	419 2010 G.O. Debt	900 Jail Authority
General Operations	(\$275,000)	\$275,000								
General Operations	(\$9,000)		\$9,000							
General Operations	(\$23,833)			\$23,833						
General Operations	(\$1,426,489)									\$1,426,489
General Operations	(\$145,766)					\$145,766				
General Operations	(\$354,234)						\$354,234			
General Operations	(\$1,251,000)							\$916,000	\$335,000	
Facilities & Building	(\$275,000)						\$275,000			
Finance	\$124,000				(\$124,000)					
Grand Total	(\$3,636,322)	\$275,000	\$9,000	\$23,833	(\$124,000)	\$145,766	\$629,234	\$916,000	\$335,000	\$1,426,489

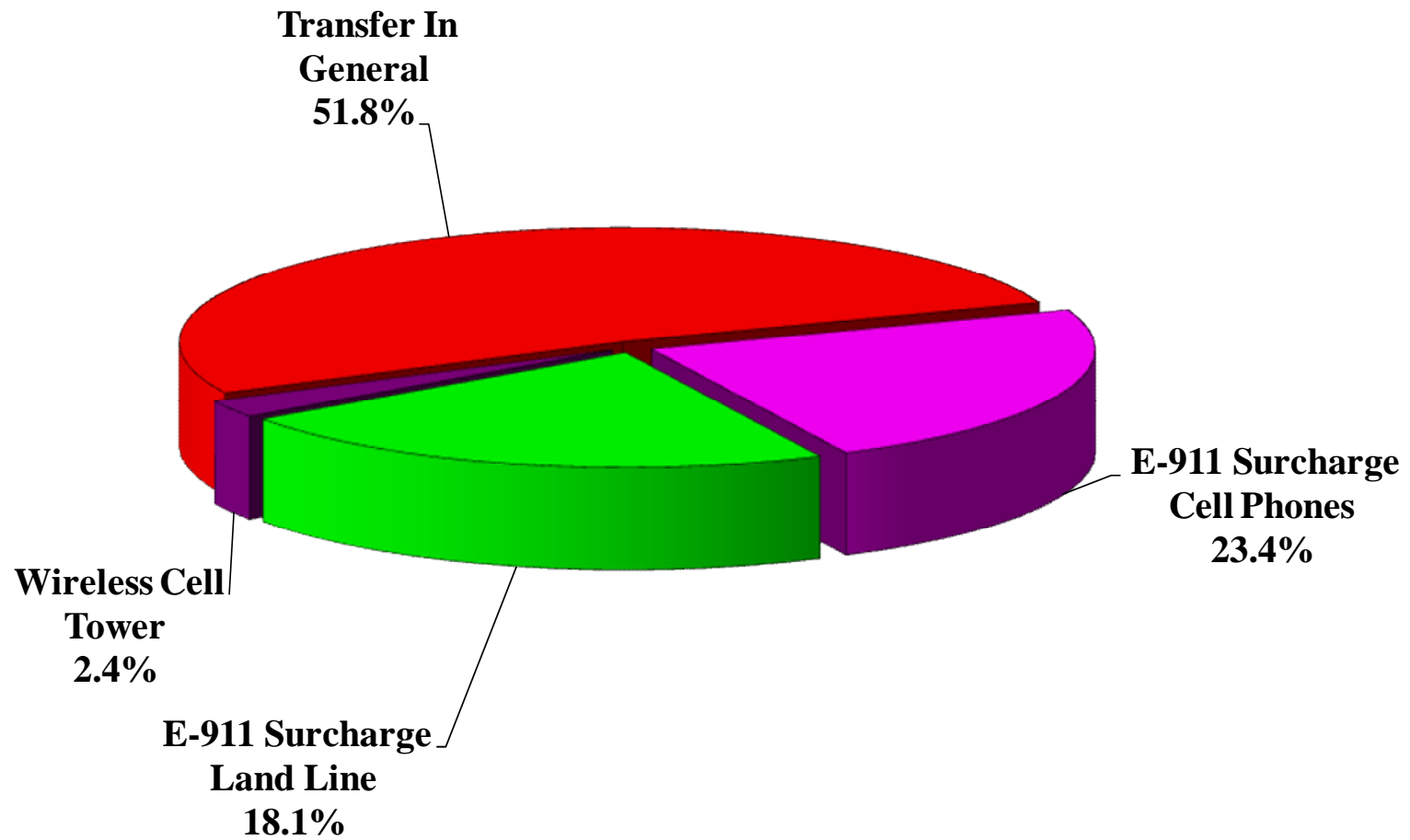
	900 Jail Authority	420 2010 COPS Debt	Jail Auth 2008 G.O. Debt	555 Corrections Fund
Detention Complex	(\$3,015,005)			\$3,015,005
Detention Complex	(\$1,054,489)		\$1,054,489	
Jail Authority	(\$372,000)	\$372,000		
Grand Total	(\$4,441,494)	\$372,000	\$1,054,489	\$3,015,005

Emergency Services Budget Highlights

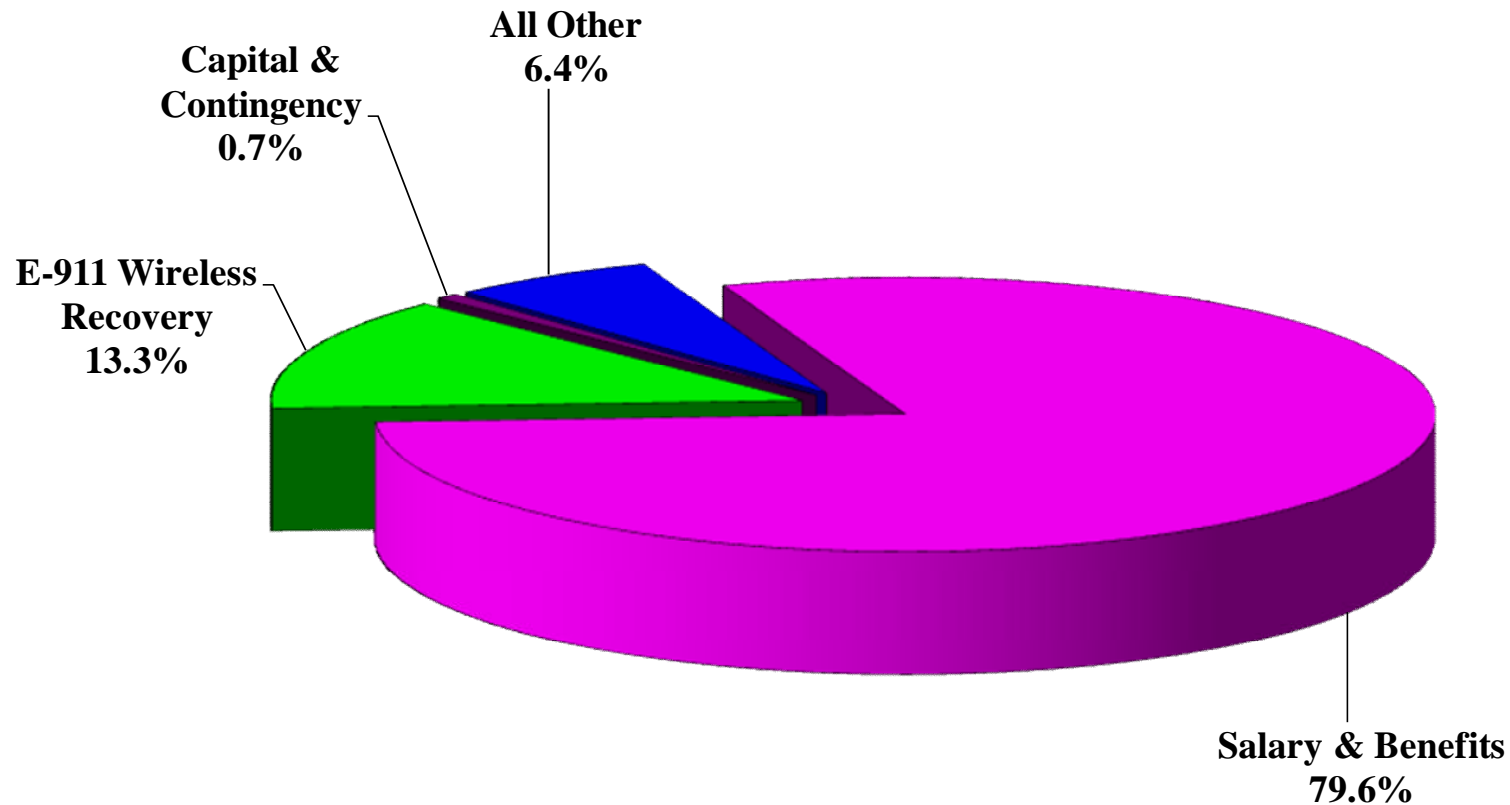


- Emergency Services continues to operate as expected with the exception of the range and effectiveness of the existing public safety communication infrastructure
- Capital Improvement Program includes funding allocated to address the communication issues discussed during Retreat.
 - Communications System's limited ability to reach existing city limits based upon recent annexations.
 - Public Safety related concerns occur in numerous coverage areas and dead spots throughout our city limits.
 - Fire Department's limited ability to infiltrate building walls when working a fire or emergency medical service call.
- Solution currently proposed for implementation:
 - Erecting a tower extension on top of existing police tower 40 to 60' higher to reduce RF interference from microwaves from Cellular repeaters.
 - Upgrading E911 System to ensure interoperability ability with neighboring jurisdictions and system capacity to adequately cover anticipated public safety needs for twenty-five plus years.

Union City FY2011 E-911 Emergency Services Fund Proposed Budget Major Revenue Categories



Union City FY2011 E-911 Emergency Services Fund Proposed Budget Major Expenditure Categories

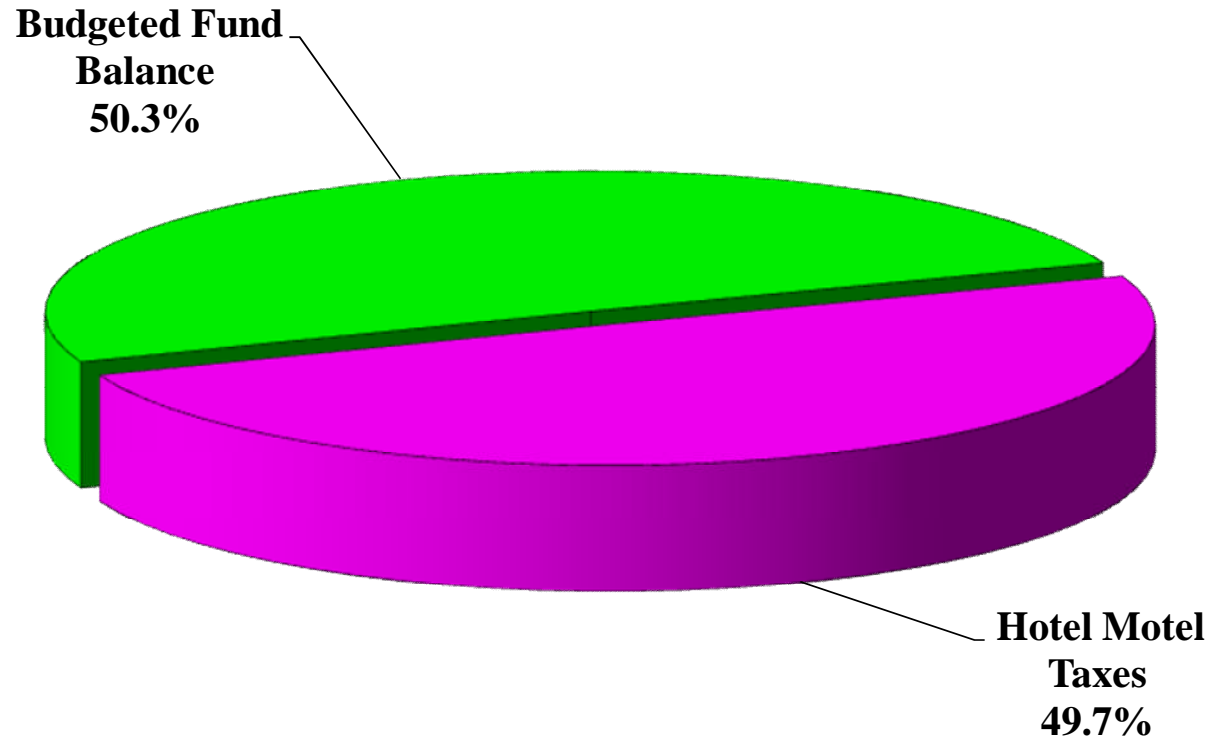


Hotel Motel Tax Fund Budget Highlights

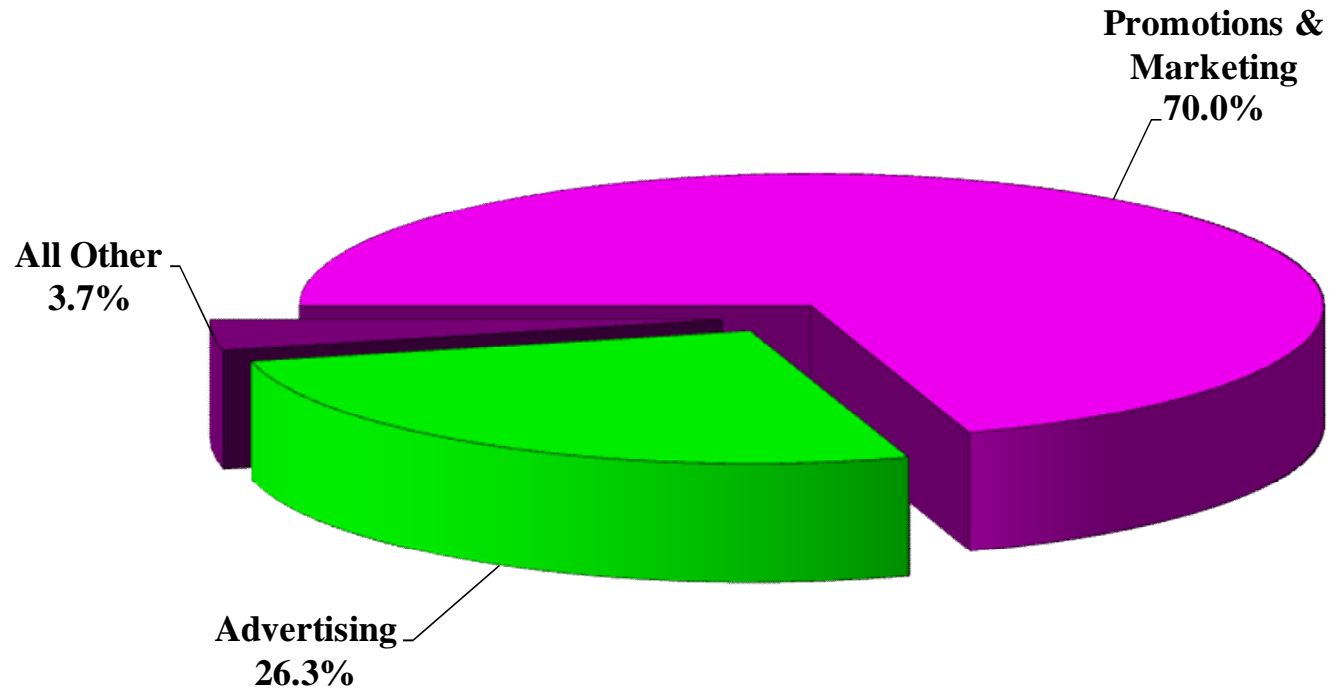


- Funding decreased to ensure sustainability of future events over the next two years assuming no sponsorship dollars
- Promotions and marketing includes turn-key services for:
 - Independence Day & Labor Day Concert Series
 - Two (2) Movies by Moonlight events at Ronald Bridges Park
- Public Relations & Tourism Manager will begin:
 - Advertising & Marketing of Hotel industry
 - Visitors Guide to Union City
 - Hotel & Motel Billboard
 - Development of the creation of a Hospitality Board
 - Creation of a Sponsorship program
- Mayor's Bike Race continued funding
- Advertising includes banners, radio, newspapers & website

Union City FY2011 Hotel Motel Fund Proposed Budget Major Revenue Categories



Union City FY2011 Hotel Motel Fund Proposed Budget Major Expenditure Categories

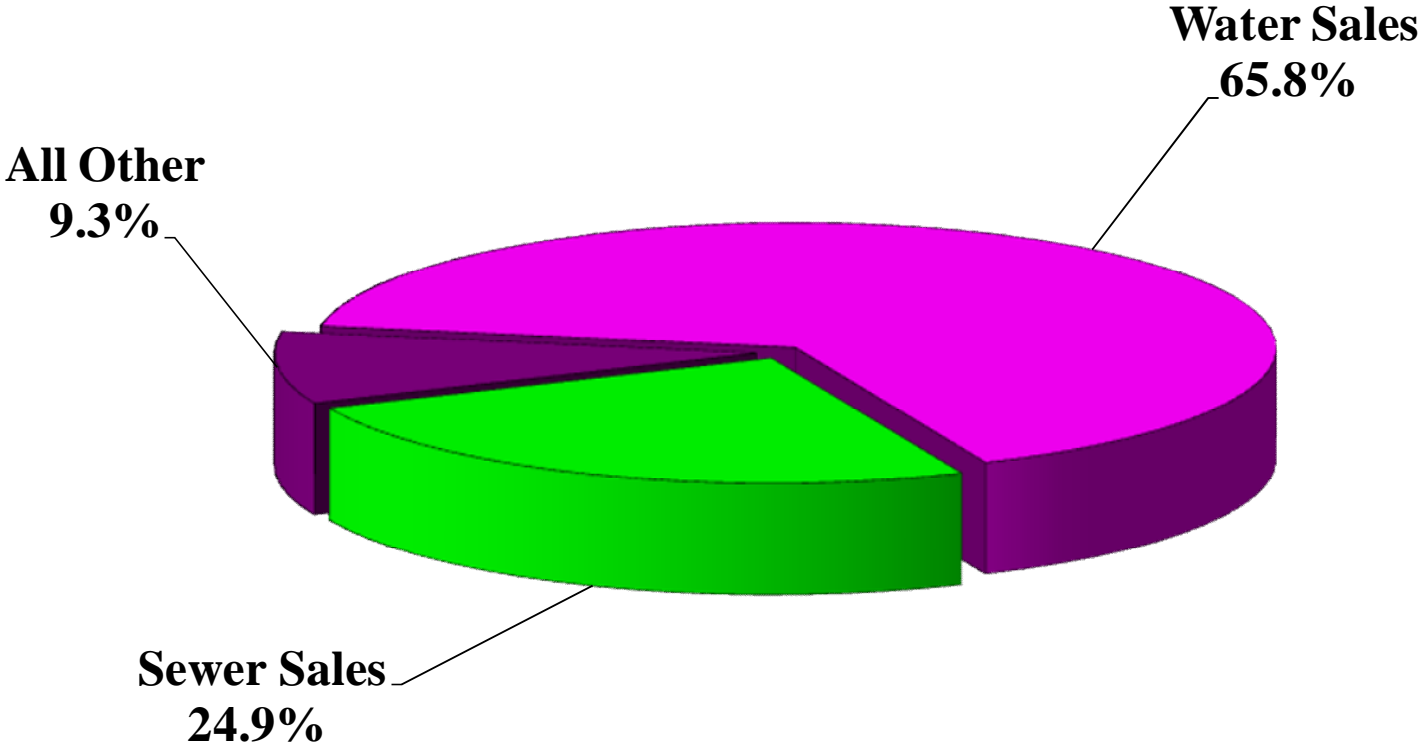


Water & Sewer Fund Budget Highlights

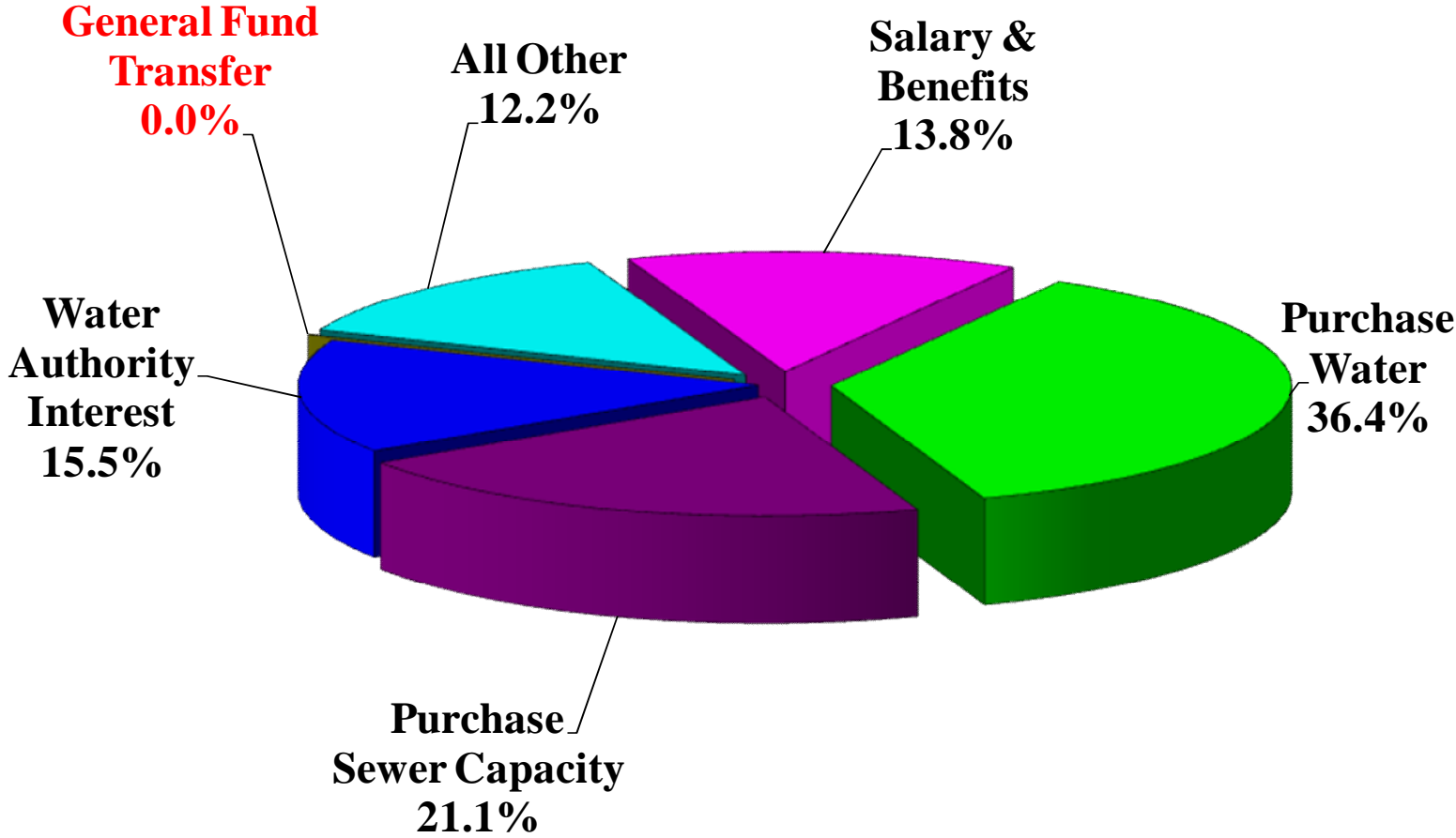


- Sustainability in future years is an issue, primary drivers are:
 - Sewer capacity purchased from Fulton County increasing 44.6%, or \$435,000/year. (Budgeting a six month reduction at our discounted rate)
 - Purchased Water from City of Atlanta increasing 44.9% or \$755,000/year.
 - Continued Interest payable to Water Authority of \$1,035,000/year.
- General Fund Transfer has been eliminated in order for this fund to remain in balance next year.
- Ending Fund Balance is estimated to be less than 3%.
- Options for consideration:
 - Adjust Sewer base fee and usage rate to increase revenues.
 - Ride out this next year in anticipation of new development creating water & sewer taps fees to help offset projected shortfall.
 - Combination of the above two solutions.

Union City FY2011 Water & Sewer Service Fund Proposed Budget Major Revenue Categories



Union City FY2011 Water & Sewer Fund Proposed Budget Major Expenditure Categories





Water & Sewer Fund Rate Options

SEWER RATES (based on gallons)

	<u>Base Charge</u>	<u>Percent Increase</u>	<u>Usage 0 - 5k</u>	<u>Percent Increase</u>	<u>Usage 5k - 10k</u>	<u>Percent Increase</u>	<u>Usage 10k-15k</u>	<u>Percent Increase</u>	<u>Usage 15k-20k</u>	<u>Percent Increase</u>
Hapeville	\$7.50	-25%	\$4.75	162%	\$4.75	162%	\$5.25	190%	\$5.25	104%
Union City	\$10.00		\$1.81		\$1.81		\$1.81		\$2.57	
Palmetto	\$12.65	27%	\$6.90	281%	\$6.90	281%	\$6.90	281%	\$6.90	168%
East Point	\$13.00	30%	\$2.50	38%	\$3.20	77%	\$3.20	77%	\$4.50	75%
Fairburn	\$16.90	69%	\$4.05	124%	\$4.05	124%	\$4.05	124%	\$4.05	58%
College Park	\$23.00	130%	\$1.61	-11%	\$2.30	27%	\$2.99	65%	\$2.99	16%

(Percent Increase columns compare other city rates to those current Union City rates.)

Option #1 - Sewer Rate for Union City

	<u>Base Charge</u>	<u>Percent Increase</u>	<u>Usage 0 - 5k</u>	<u>Percent Increase</u>	<u>Usage 5k - 10k</u>	<u>Percent Increase</u>	<u>Usage 10k-15k</u>	<u>Percent Increase</u>	<u>Usage 15k-20k</u>	<u>Percent Increase</u>
Union City	\$15.00	50%	\$2.72	50%	\$2.72	50%	\$2.72	50%	\$3.86	50%

Option #1

Utility Bill	Current Billing	Proposed Increase	Variance	Percent
Water	\$38.56	\$42.43	\$3.87	10.0%
Sewer	\$18.15	\$27.24	\$9.09	50.1%
Sanitation	\$14.00	\$14.00	\$0.00	0.0%
Total	\$70.71	\$83.67	\$12.96	18.3%

Yearly Impact

Proposed Increase	Estimate
Base Charge	\$270,000
Rate Increase	\$714,660
Estimated Impact	\$984,660

12.2%



Water & Sewer Fund Rate Options

SEWER RATES (based on gallons)

	<u>Base Charge</u>	<u>Percent Increase</u>	<u>Usage 0 - 5k</u>	<u>Percent Increase</u>	<u>Usage 5k - 10k</u>	<u>Percent Increase</u>	<u>Usage 10k-15k</u>	<u>Percent Increase</u>	<u>Usage 15k-20k</u>	<u>Percent Increase</u>
Hapeville	\$7.50	-25%	\$4.75	162%	\$4.75	162%	\$5.25	190%	\$5.25	104%
Union City	\$10.00		\$1.81		\$1.81		\$1.81		\$2.57	
Palmetto	\$12.65	27%	\$6.90	281%	\$6.90	281%	\$6.90	281%	\$6.90	168%
East Point	\$13.00	30%	\$2.50	38%	\$3.20	77%	\$3.20	77%	\$4.50	75%
Fairburn	\$16.90	69%	\$4.05	124%	\$4.05	124%	\$4.05	124%	\$4.05	58%
College Park	\$23.00	130%	\$1.61	-11%	\$2.30	27%	\$2.99	65%	\$2.99	16%

(Percent Increase columns compare other city rates to those current Union City rates.)

Option #2 - Sewer Rate for Union City

	<u>Base Charge</u>	<u>Percent Increase</u>	<u>Usage 0 - 5k</u>	<u>Percent Increase</u>	<u>Usage 5k - 10k</u>	<u>Percent Increase</u>	<u>Usage 10k-15k</u>	<u>Percent Increase</u>	<u>Usage 15k-20k</u>	<u>Percent Increase</u>
Union City	\$20.00	100%	\$2.26	25%	\$2.26	25%	\$2.26	25%	\$3.21	25%

Option #1

Utility Bill	Current Billing	Proposed Increase	Variance	Percent
Water	\$38.56	\$42.43	\$3.87	10.0%
Sewer	\$18.15	\$30.17	\$12.02	66.2%
Sanitation	\$14.00	\$14.00	\$0.00	0.0%
Total	\$70.71	\$86.60	\$15.89	22.5%

Yearly Impact

Proposed Increase	Estimate
Base Charge	\$540,000
Rate Increase	\$353,403
Estimated Impact	\$893,403

16.7%

Water & Sewer Fund Rate Comparison



Option #1 - Sewer Rate for Union City

	<u>Base Charge</u>	<u>Percent Increase</u>	<u>Usage 0 - 5k</u>	<u>Percent Increase</u>	<u>Usage 5k - 10k</u>	<u>Percent Increase</u>	<u>Usage 10k-15k</u>	<u>Percent Increase</u>	<u>Usage 15k-20k</u>	<u>Percent Increase</u>
Union City	\$15.00	50%	\$2.72	50%	\$2.72	50%	\$2.72	50%	\$3.86	50%

Option #1

Utility Bill	Current Billing	Proposed Increase	Variance	Percent
Water	\$38.56	\$42.43	\$3.87	10.0%
Sewer	\$18.15	\$27.24	\$9.09	50.1%
Sanitation	\$14.00	\$14.00	\$0.00	0.0%
Total	\$70.71	\$83.67	\$12.96	18.3%

Yearly Impact

Proposed Increase	Estimate
Base Charge	\$270,000
Rate Increase	\$714,660
Estimated Impact	\$984,660

12.2%

Option #2 - Sewer Rate for Union City

	<u>Base Charge</u>	<u>Percent Increase</u>	<u>Usage 0 - 5k</u>	<u>Percent Increase</u>	<u>Usage 5k - 10k</u>	<u>Percent Increase</u>	<u>Usage 10k-15k</u>	<u>Percent Increase</u>	<u>Usage 15k-20k</u>	<u>Percent Increase</u>
Union City	\$20.00	100%	\$2.26	25%	\$2.26	25%	\$2.26	25%	\$3.21	25%

Option #1

Utility Bill	Current Billing	Proposed Increase	Variance	Percent
Water	\$38.56	\$42.43	\$3.87	10.0%
Sewer	\$18.15	\$30.17	\$12.02	66.2%
Sanitation	\$14.00	\$14.00	\$0.00	0.0%
Total	\$70.71	\$86.60	\$15.89	22.5%

Yearly Impact

Proposed Increase	Estimate
Base Charge	\$540,000
Rate Increase	\$353,403
Estimated Impact	\$893,403

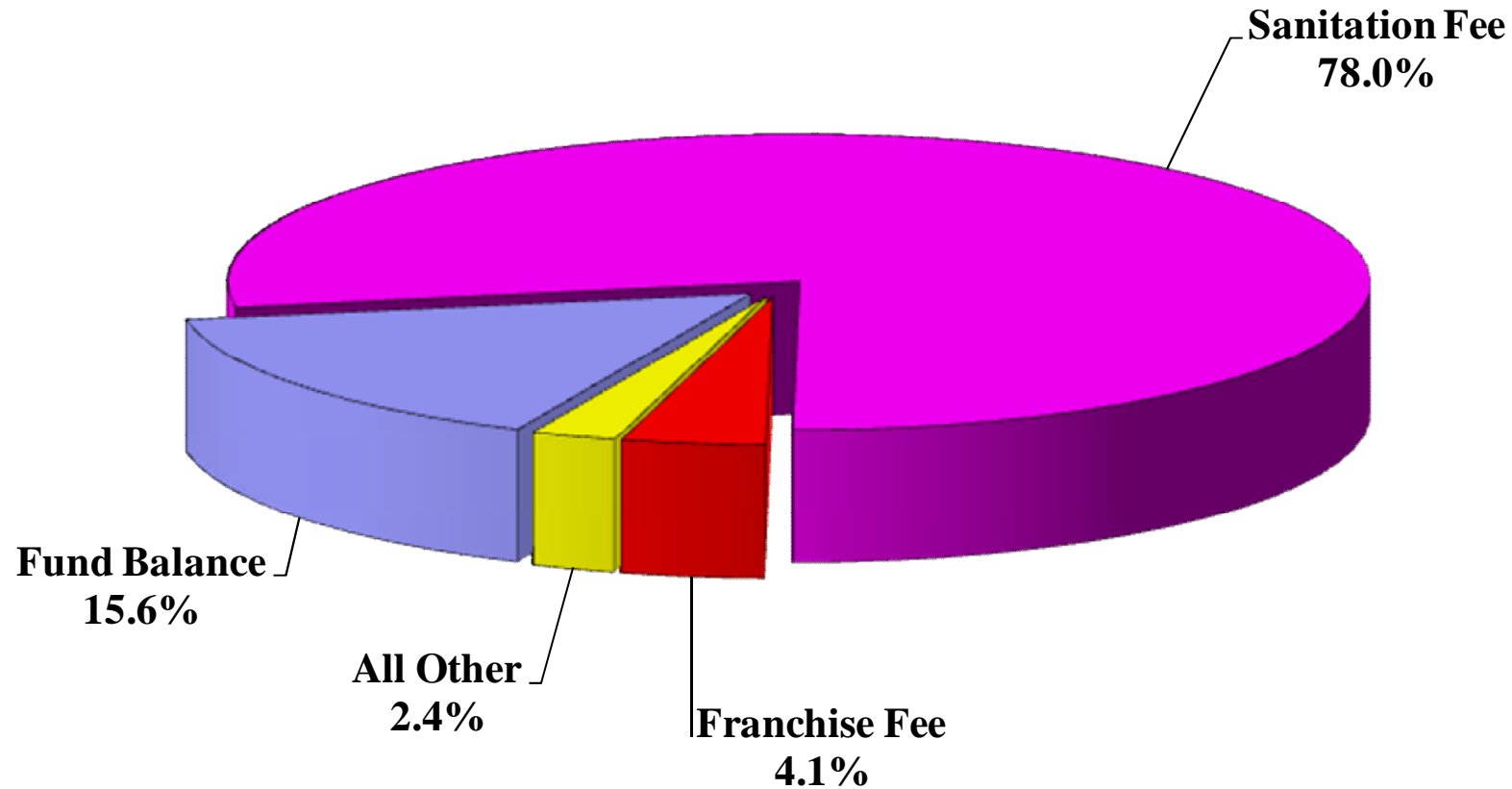
16.7%



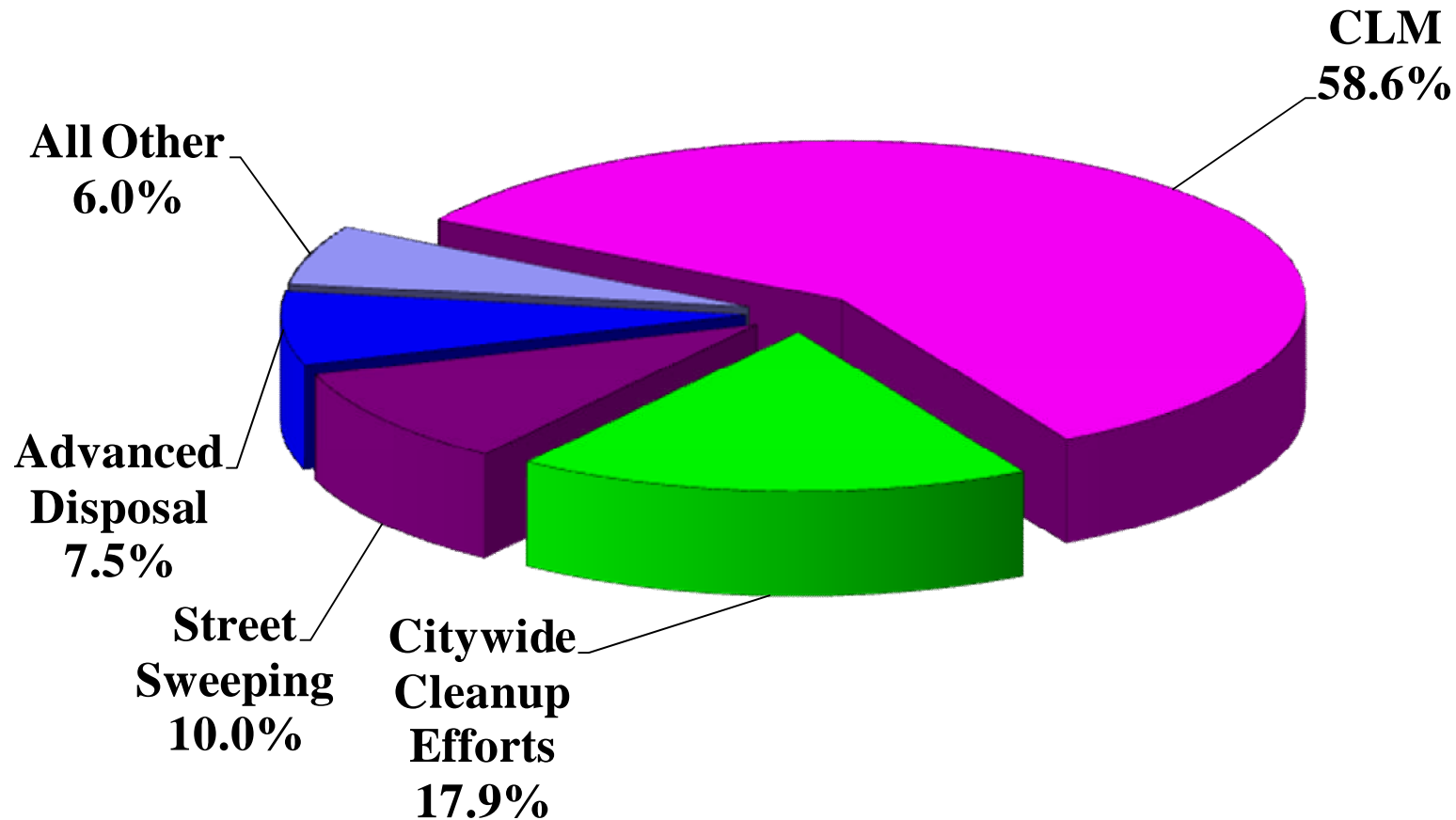
Sanitation Fund Budget Highlights

- Sanitation continues to operate as expected without operational concerns or challenges.
- Advanced Disposal and CLM continue to substantiate their commitment in our public/private partnership with tangible benefits to the business community and our tourism events.
- Franchise fee and billing spin-off with Advanced Disposal is fully operational and functioning as intended.
- Fund balance remains healthy.
- Program enhancements include:
 - Increased Street Sweeping services
 - Clean & Lien, stormwater clean-up, demolition and citywide clean-up program all funded in this fund

Union City FY2011 Sanitation Fund Proposed Budget Major Revenue Categories



Union City FY2011 Sanitation Fund Proposed Budget Major Expenditure Categories

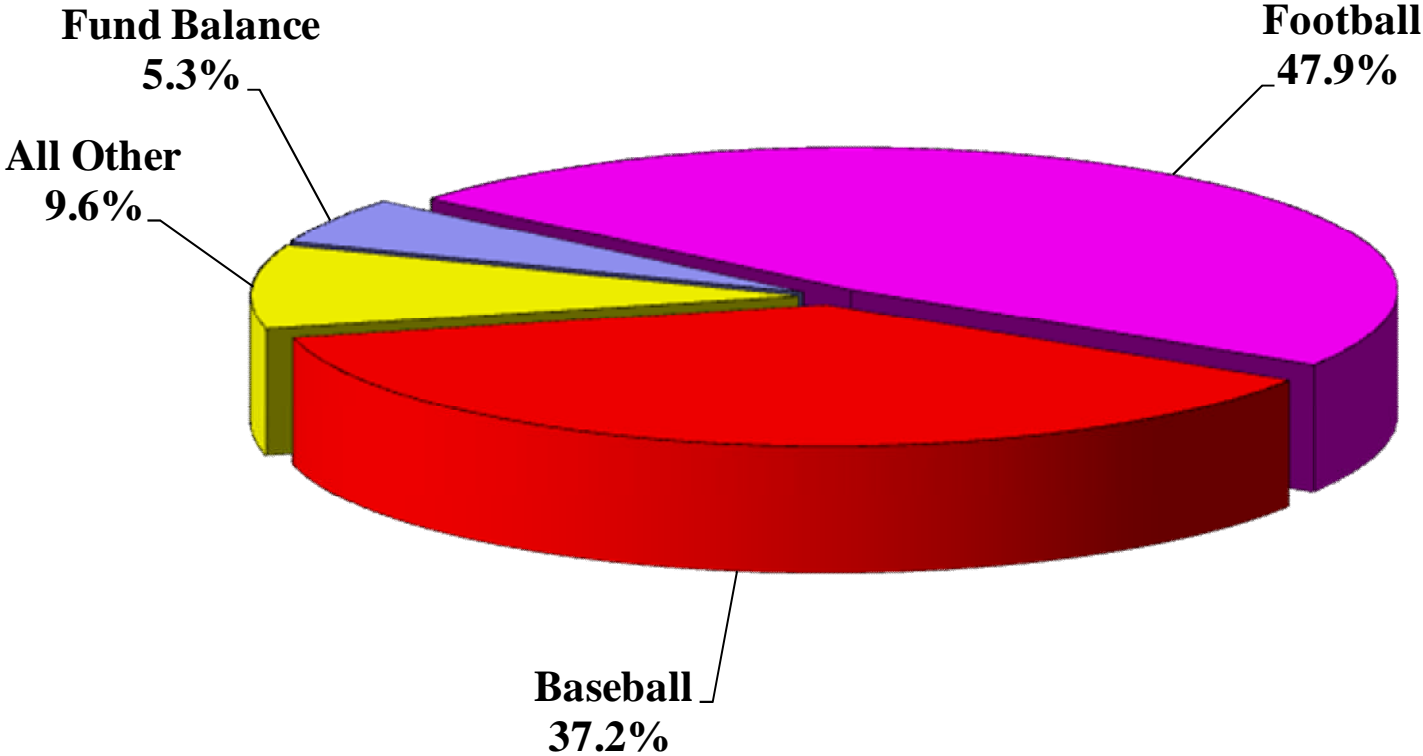




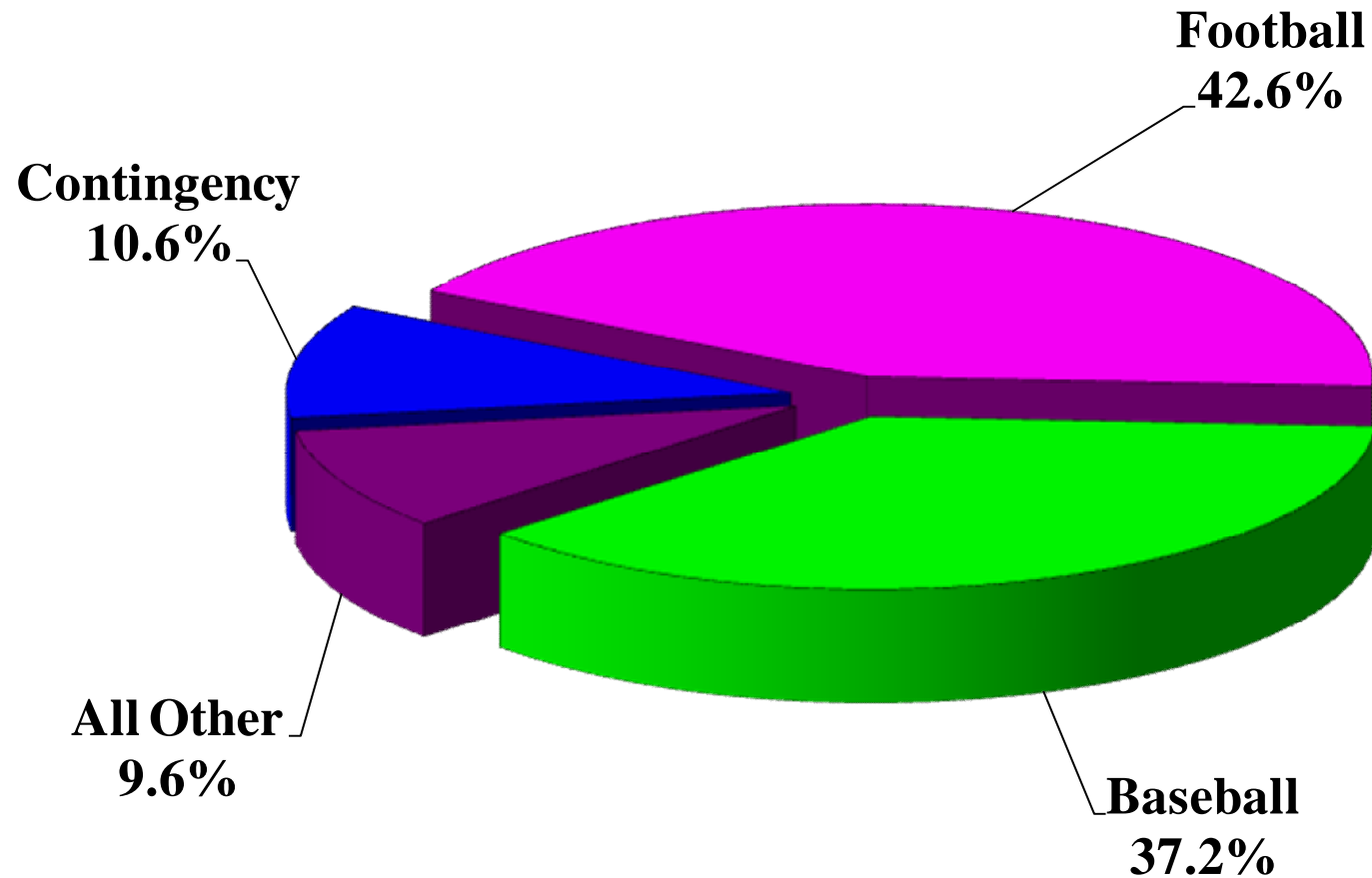
UCAA Fund Budget Highlights

- UCAA continues to operate as expected without operational challenges.
- Financial procedures and internal controls are in place and are fully operational.
- Union City has successfully gone through a full-cycle for baseball and are currently handling football.
- The financial system is effective for these programs and is working as intended for revenue collection, tracking of participates and expenditures for UCAA programs.
- The only pending item with UCAA that requires action is the close-out of UCAA finances and transfer the residual monies to the city for recording keeping as outlined under the agreement executed in December.

Union City FY2011 UCAA Fund Proposed Budget Major Revenue Categories



Union City FY2011 UCAA Fund Proposed Budget Major Expenditure Categories





FY2011 Restricted Fund Budget Summary

Confiscated Assets Fund (210) – Restricted special purpose funds reflecting forfeitures from the sale of seized property as a result of drug-related arrests. Funds are for expenses over and above existing police services operations.

State Grant Funds (230) - Funds awarded by the State of Georgia for a particular use as specified in the grant application and award. Funds typically represent a program, service, or small operating-type of purchase by department.



FY2011 Restricted Fund Budget Summary

Federal Grants Fund (240) - Funds awarded from the Federal government for a particular use as specified in the grant application and award.

- i. JAG Grant – Recovery grant for the purchase of three police vehicles
- ii. Safer Grant - Fireman salary reimbursement grant
- iii. EECBG - GEFA Grant – Joint Union City, College Park and Hapeville. Union City funds will be spent on upgrading and improvements to the HVAC system at the Georgia Military College



FY2011 Restricted Fund Budget Summary

ARRA Federal Grants Fund (246) - Funds awarded from the Federal government for a particular use as specified in the grant application and award.

- i. ARRA JAG Grant – Police vehicle grant

Multiple Grants Fund (254) - Funds awarded from various contributions and donations received from individuals, businesses, and philanthropic organizations, for both restricted and unrestricted purposes and is deposited into the applicable department.



FY2011 Restricted Fund Budget Summary

Vehicle Rental Excise Tax Fund (255) – Special tax assessed on rental vehicles for the purpose of maintaining roads and related infrastructure throughout the city.

Inmate Welfare Fund (287) - Restricted special purpose funds dedicated to provide monies to benefit the general inmate population and enhance inmate activities and programs, including education programs.



FY2011 Restricted Fund Budget Summary

Tax Allocation District Fund (291) – Tax allocation district supports construction of the infrastructure necessary to make an underutilized area attractive to development. The TAD captures the incremental financing of real estate improvements to pay the present cost of street, greenway trail, lighting etc improvements.

CDBG (Community Development Block Grant) Fund (345) – Restricted special purpose funds from HUD dedicated to providing affordable housing, eliminating community blight, and establishing critical services for low-moderate income residents.



FY2011 Restricted Fund Budget Summary

Capital Improvement Program Fund (350) – Funding for multiyear capital improvement projects supported primarily from General Fund capital allocation.

**2006 GO (General Obligation) Debt Service Fund (410);
2010 GO (General Obligation) Debt Service Fund (419);
2010 COPS (Certificate of Participation) Debt Service Fund (420)** – Funds designated for the purpose of recording principle and interest debt service payments funding from General Fund and Jail Authority debt service allocations.



2006 Bond Fund Budget Highlights

- Funding reflects residual bond proceeds from the 2006 bond program for street related projects and Fire Station #3.
- Fire Station #3 is substantially complete and should become fully operational in the next 30-60 days.
- The remaining streets from the original bond list of projects are Baker Street, College Street, Dodson Road and Union Street.
- Mayor & Council recently awarded \$2.9M for Ronald Bridges Park & Various Street Improvements encompassing :
 - Majority of remaining street improvements
 - Improvement to Ronald Bridges Park including parking, drainage, utility, sidewalk and grading improvements.
- The construction related activity for this recent award should begin in the next 30-60 days and substantially deplete this fund.



Capital Fund Expenditures – Bond Program (310)

Project Name	FY2011 Proposed Budget
Fire Station #3	\$77,424
Fire Equipment	\$13,569
Wellington Drive	\$3,005
College Street	\$84,600
Baker Street	\$94,600
Lakeside Drive Phase II	\$86,625
Littleton Drive	\$2,517
Main Street	\$54,152
Goodson Road	\$8,788
Red Oak Road	\$10,445
Dodson Road	\$259,600
High Point Road	\$90,926
Byrd Road	\$114,414
Shannon Parkway South Reclam	\$135,822
Thompson Drive	\$62,593
Dixie Lake Road	\$1,210,419
Forrest Avenue	\$116,221

Project Name	FY2011 Proposed Budget
Simpson Avenue	\$108,940
Ward Road	\$80,218
Longino Drive	\$203,698
Bull Court	\$1,178
Shannon Court	\$44,638
Heather Court	\$40,403
Highland Drive	\$35,275
Ballye Shannon Pike	\$165,002
Tartan Court	\$50,075
Public Safety Parking	\$3,481
Fire Station #2 Parking Lot	\$7,811
Union Street	\$89,420
Goodson Road	\$78,648
Program Manager	\$25,000
Lakeside Drive Phase I	\$214,585
Fire Station #1 Roof	\$11,788
Church Street	\$30,000
Lester Road Emergency Rpr	\$50,000

Note: Excludes bank charges & contingency

TOTALS **\$3,665,880**



TE Capital Budget Highlights

- High Point Pedestrian Bridge & Sidewalk – Building a pedestrian bridge on Highpoint Road to allow for passage between a local neighborhood and Liberty Point Elementary School.
 - Hiring a new project management firm to complete project
 - Acquire right-of-way two parcels – appraisals are required
 - Environmental re-evaluation due to aged plans
 - Utility certification, approved bid manual and GDOT agreement
- Pedestrian Sidewalk Phase I – SR 138 from Gresham to Highway 29 to Dixie Lake Road and Pedestrian Sidewalk at Lester Road by Christian City.
 - Hiring a new project management firm to complete project
 - Acquire right-of-way
 - Environmental re-evaluation due to aged plans
 - Utility certification, approved bid manual and GDOT agreement



TE Capital Budget Highlights

- Shannon Parkway CMAQ Project – Proposed project consists of approximately 3.6 miles of bike lanes and 3 miles of sidewalks, bicycle parking facilities at major destinations and improving intersection cross-walks.
 - Hiring a new project management firm to complete project
 - Right-of-way acquisition required
 - Meeting with Griffin & Davis for next project steps
 - Environmental re-evaluation due to aged plans
- Pedestrian Sidewalk Phase II – Dodson Road, College Street, Baker Street, Goodson Street and Union Street sidewalk project.
 - Hiring a new project management firm to complete project
 - Eliminated sidewalks along Gresham Street per homeowner request
 - Eliminated sidewalks along Park Street & Main Street because they're dead-ends and along Church Street and Main Street to bring down project cost
 - Requested design variance eliminate landscape strip – reduce ROW cost
 - Environmental re-evaluation due to aged plans



TE Capital Budget Highlights

- Trails Grant – Developing a recreational trail system adjacent to the Etris Building at Ronald Bridges Park that connects the existing Park to the neighboring woods.
 - Environmental Assessment
 - Feasibility assessment
 - Hiring a project management firm to complete project



Transportation Enhancement Fund Expenditures

TE Project Name	Local	Federal	Total	Match
Pedestrian Bridge	\$62,500	\$250,000	\$312,500	20.0%
Sidewalk Phase I	\$125,000	\$500,000	\$625,000	20.0%
Shannon Parkway	\$139,000	\$556,000	\$695,000	20.0%
Sidewalk Phase II	\$175,000	\$700,000	\$875,000	20.0%
Trail Grant	\$0	\$100,000	\$100,000	0.0%
Total	\$501,500	\$2,106,000	\$2,607,500	19.2%



Jail Authority & Correction Budgets

- Jail Authority budget consists primarily of the following two line items account for 96.4% of their budget :
 - Jail Management Contract = Correctional Services Budget \$3,015,005
 - Debt Service payments \$1,426,489
 - 2008 General Obligation Bonds
 - 2010 Certificate Of Participation

- The Corrections budget consists primarily of the following three line items account for 95.9% of their budget :
 - Salaries & Benefits \$2,233,814
 - Professional Services & Utilities \$658,695
 - Jail Medical Services
 - Food Services (feed inmates)
 - Utilities

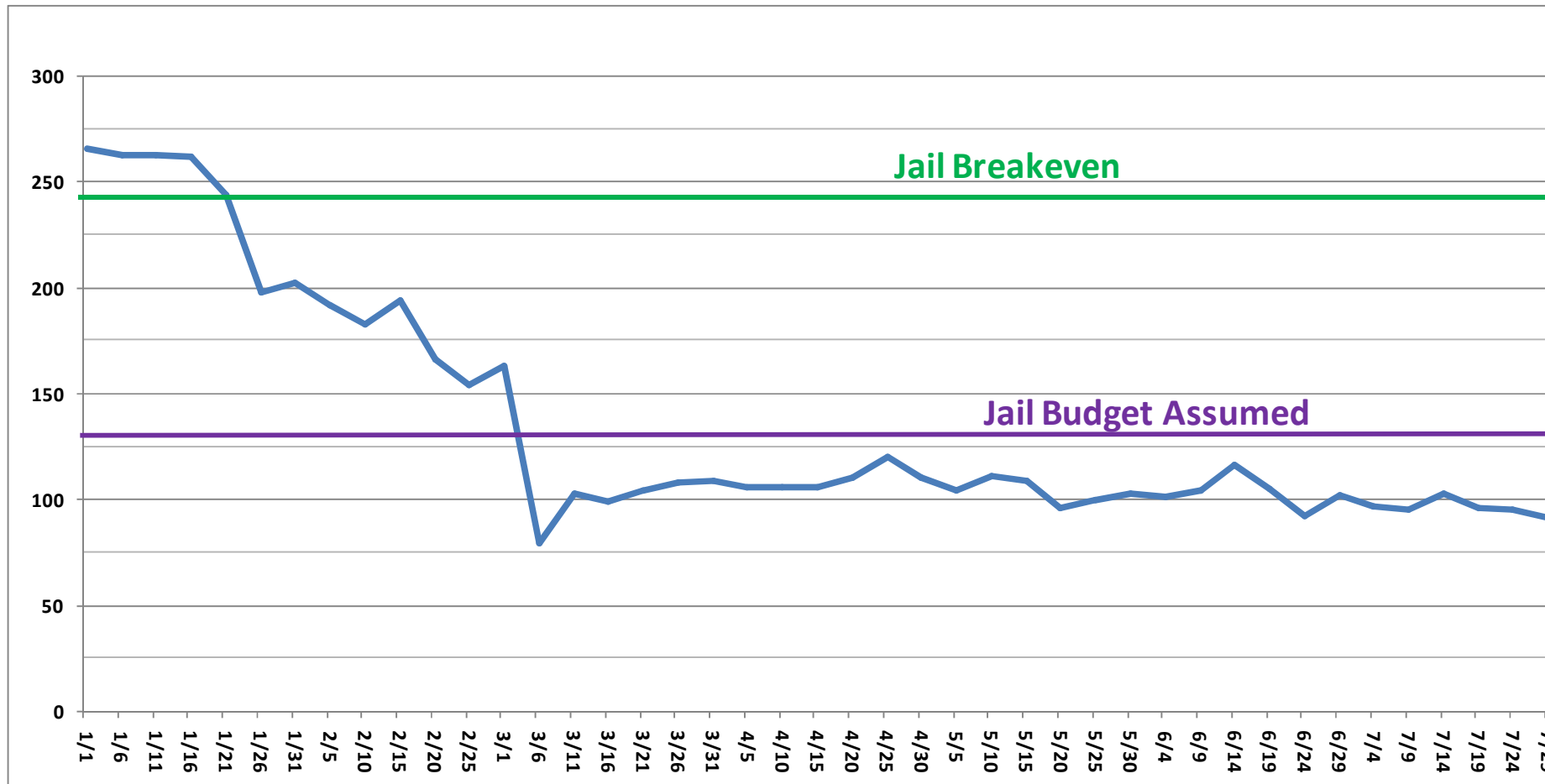


Jail Authority Overview

- Jail inmate population has decreased significantly impacting the ability for the jail to remain self-sufficient.
- Primary reason for decrease is Fulton County withdrawing housed inmates from all facilities with the exception of Hall County Jail and elimination of outsourcing of Fulton County inmates.
- Outsourcing of inmates from the Atlanta City Detention Center have stalled.
- Inmate Population has approximated 100 inmates for the past four months.



Jail Authority Population Trend



Jail Operations – Short-term Implemented

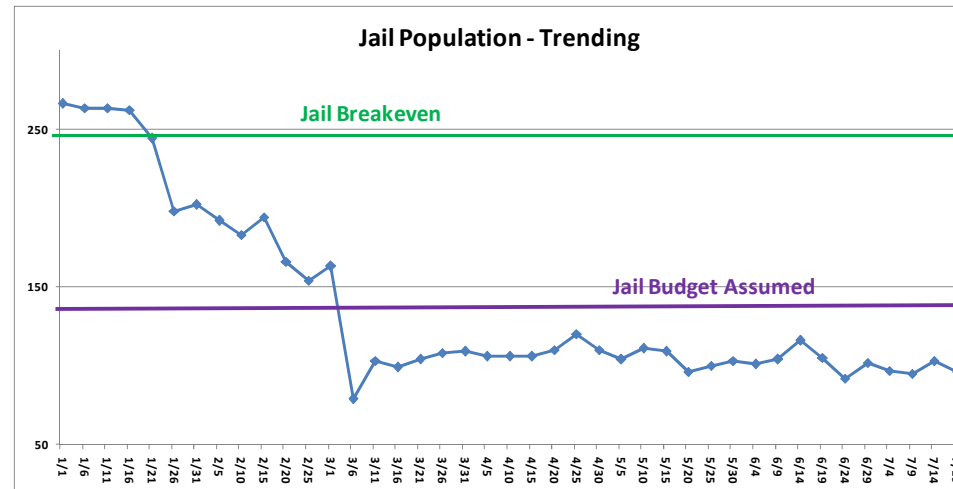
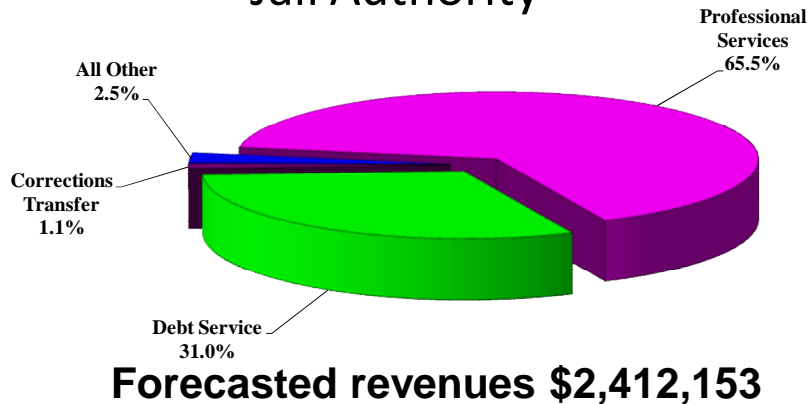


- Renegotiation of the Medical Service Contract has resulted in a 41% decrease.
- Refinance the COPS debt in order to ease financial debt service resulted in a \$61,180 savings.
- Entire West wing of the Jail has been closed.
- Eight (8) personnel positions remain vacant.
- Utilize Fund Reserve to continue minimum jail operations and reevaluate position in 60-90 days.



Jail Authority & Correction Budgets

Jail Authority



Proposed Solution (Reserves)

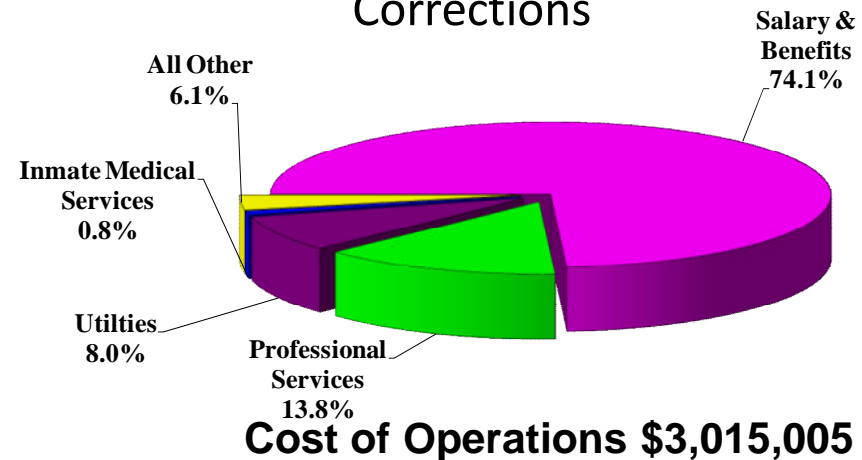
General Fund ¹	\$1,426,489
Jail Authority ²	\$767,825
General Fund ³	\$199,278

¹General Fund pays Jail Authority debt service \$1,426,489

²Use of fund balance reserve to cover expected shortfall

³FY10 Operating Transfer to cover expected Correction shortfall

Corrections





Jail Operations – Long-term Plan

- Make reasonable concessions necessary to complete a long term housing plan with the City of Atlanta. (Requiring a minimum occupancy stipulation)
- Aggressively pursue housing with other jurisdictions.
- Consider selling or leasing the Jail facility to a private jail management firm such as GEO Corp., or Correctional Services Corp.
- Consider offering the Jail for sale to Fulton County as a south metro jail hub.



Jail Operations – Budget Plan

- Begin work towards evaluating long-term options and review position in 90 days.
- Implement a 100 inmate budget using available resources with a goal of achieving an average of 125 inmates for this next year.
- Leave eight (8) positions vacant & unfunded unless additional inmates necessitate West wing reopening.
- RIF (Reduction In Force) four (4) additional personnel in order to balance FY2011 budget operations.



Budget Summary for FY2011

- Budget calls for the same millage rate.
- Budget contains public safety enhancements:
 - a. Police Vehicle Replacement program
 - b. Fire Brush Truck Apparatus
 - c. Ronald Bridges park & Public safety facility renovation funding
- Budgeting has enhancements for Community Appearance:
 - a. Leveraging the community service program with existing public services staffing to combat litter and graffiti;
 - b. Funding the Code Enforcement Clean & Lien program & citywide Clean-ups;
 - c. Enhancing the Street Sweeping program;
- Budget includes \$2,029,234 of Citywide Capital Improvements.
- Budget continues to leverage the efficiencies of the public-private partnership model with outsourcing information technology, human resources, sanitation, jail services and Community Dev. services.

Thank you for your attention



This Is Your Union City

CITY OF UNION CITY
"The Progressive City"