

Union City



FY2010 BUDGET PRESENTATION





FY2010 Budget Calendar

- Aug – Sept Departmental Budget Hearings/Review Phase
- Oct 6 City Council Budget Presentation (5:30 p.m.)
- Oct 6 First Public Hearing/Budget Workshop (7:00 p.m.)
- Oct 12 Second Public Hearing/Budget Workshop (6:30 p.m.)
- Oct 20 Final Millage Rate Hearing (7:30 a.m.)
- Oct 20 Final Millage, Public Hearing & Budget (7:00 p.m.)



Economic Outlook/Recovery

- City officials across the country are feeling increasingly squeezed and helpless as the economic crisis eats away at the core sources of municipal revenue,
- With the declining economy, consumers aren't out buying things, and cannot get credit to buy things,
- This causes sales tax revenues to weaken,
- Housing values continue to decline, residents are demanding and getting revaluations of their properties, causing a reduction in property taxes,
- Substantial revenue losses for municipalities have manifested in a financial crisis, arguably the worst in decades.



Economic Reality Adjustments

- All over the country, parks are being sold, fees for routine services are going up and city workers are being laid off to help address budget shortfalls.
- Compounding matters are budgets that were passed prior to this financial crisis and an unwillingness to confront the economic reality of reducing programs in the midst of declining revenues.
- This is the first time in at least two decades that all three major general tax sources — property, sales and income — have declined at the same time.



Economic Outlook – Union City

- Union City remains financially sound enjoying a strong and diverse economy with the year-end General Fund forecasted to have a \$207k favorable variance.
- Our expectations are to continue developing as an economic hub and preferred location for business and residential investment.
- Commercial property continues to experience significant re-development efforts in new business relocations and high-end multi-family and mixed use development.
- Union City's Opportunity Zone designation is expected to continue to attract new business and provide job creation.
- Inflationary pressures should ease as the credit market recovers and wage gains slow with the prospect of a slow financial recovery.



How will Union City ensure a sound future?

- Implementing sound budgeting principles and adopting best practices, purchasing and financial policies.
- Focusing on resource allocations and maintaining a healthy balance between staffing, operating, capital and contingency funding.
- Conservatively estimating revenue streams.
- Ensuring financial stability while implementing revenue enhancement and cost containment measures.
- Holding department heads accountable for costs in their respective areas.
- Balancing current year revenues with current year expenses.



Budget Principles

- Conservatively determine revenue and expenses.
 - Solid estimating effectively neutralizes pressures to inflate revenue estimates to cope with budgeting pressures
- Do not use one-time revenue sources for ongoing expenses.
 - When a non-recurring source of revenue is used to fund an ongoing expense, an "automatic unfunded increase" is built into the budget for the following year.
- Balance current year revenue with current year expenses.
 - Using fund balance to finance a program creates a "built-in increase" in the future -- creating the bad practice of using one-time funding for ongoing expenses.



Budget Workshop Goals

- To receive feedback and direction from City Council as we develop the FY2010 Budget
- Obtain citizen input to enable Mayor and City Council to better understand the needs of the entire community prior to budget adoption
- Review and validate FY2010 planning assumptions

Proposed FY2010 Budget

2009 Estimated Gross Digest Computation Sheet



COMPUTATION OF MILLAGE RATE ROLLBACK AND PERCENTAGE INCREASE IN PROPERTY TAXES FOR YEAR 2008				
COUNTY	FULTON		TAXING JURISDICTION	UNION CITY
INFORMATION FOR THE SHADED PORTIONS OF THIS SECTION MUST BE ENTERED				
This information will be the actual values and millage rates certified to the Department of Revenue for the applicable tax years.				
DESCRIPTION	2008 DIGEST	REASSESSMENT OF EXISTING REAL PROP	OTHER CHANGES TO TAXABLE DIGEST	2009 DIGEST
REAL	715,495,021	-19,353,600	-51,256,973	644,884,448
PERSONAL	0		0	0
MOTOR VEHICLES	26,254,620		1,135,930	27,390,550
MOBILE HOMES	0		0	0
TIMBER -100%	92,600		-92,600	0
HEAVY DUTY EQUIP	8,777		0	8,777
GROSS DIGEST	741,851,018	-19,353,600	-50,213,643	672,283,775
EXEMPTIONS	24,920,644		-523,350	24,397,294
NET DIGEST	716,930,374	-19,353,600	-49,690,293	647,886,481
	(PYD)	(RVA)	(NAG)	(CYD)
2008 MILLAGE RATE >>>	9.500	2009 PROPOSED MILLAGE RATE >>>		9.500

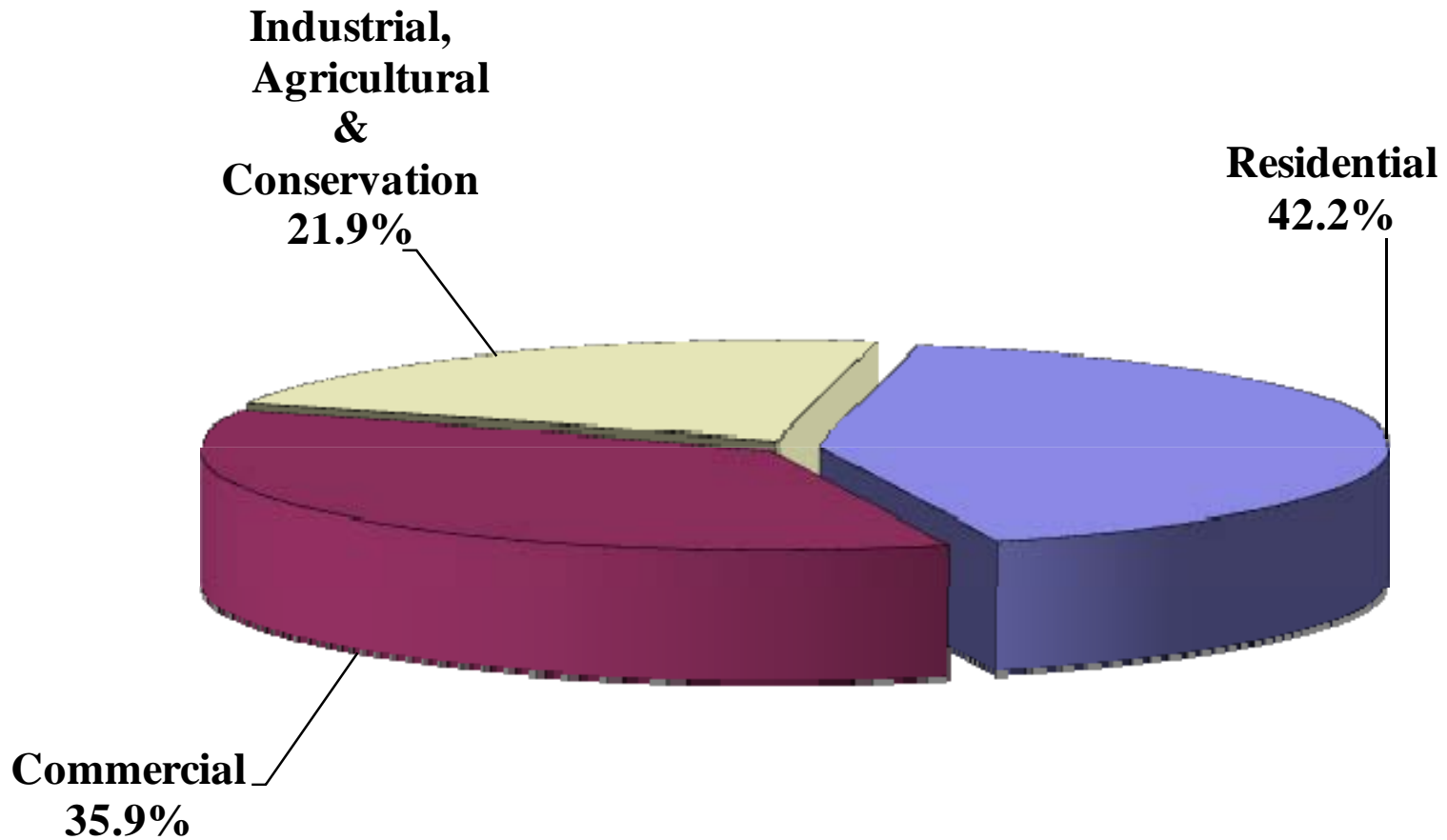
THIS SECTION WILL CALCULATE AUTOMATICALLY UPON ENTRY OF INFORMATION ABOVE			
DESCRIPTION	ABBREVIATION	AMOUNT	FORMULA
2008 Net Digest	PYD	716,930,374	
Net Value Added-Reassessment of Existing Real Property	RVA	-19,353,600	
Other Net Changes to Taxable Digest	NAG	-49,690,293	
2009 Net Digest	CYD	647,886,481	(PYD+RVA+NAG)
2008 Millage Rate	PYM	9.500	
Millage Equivalent of Reassessed Value Added	ME	-0.284	(RVA/CYD) * PYM
Rollback Millage Rate for 2008	RR	9.784	PYM - ME

COMPUTATION OF PERCENTAGE INCREASE IN PROPERTY TAXES		
If the 2009 Proposed Millage Rate for this Taxing Jurisdiction exceeds the Rollback Millage Rate computed above, this section will automatically calculate the amount of increase in property taxes that is part of the notice required in O.C.G.A. Section 48-5-32.1(c) (2)	Rollback Millage Rate	9.784
	2009 Millage Rate	9.500
	Percentage Increase	-2.90%



Proposed FY2010 Budget

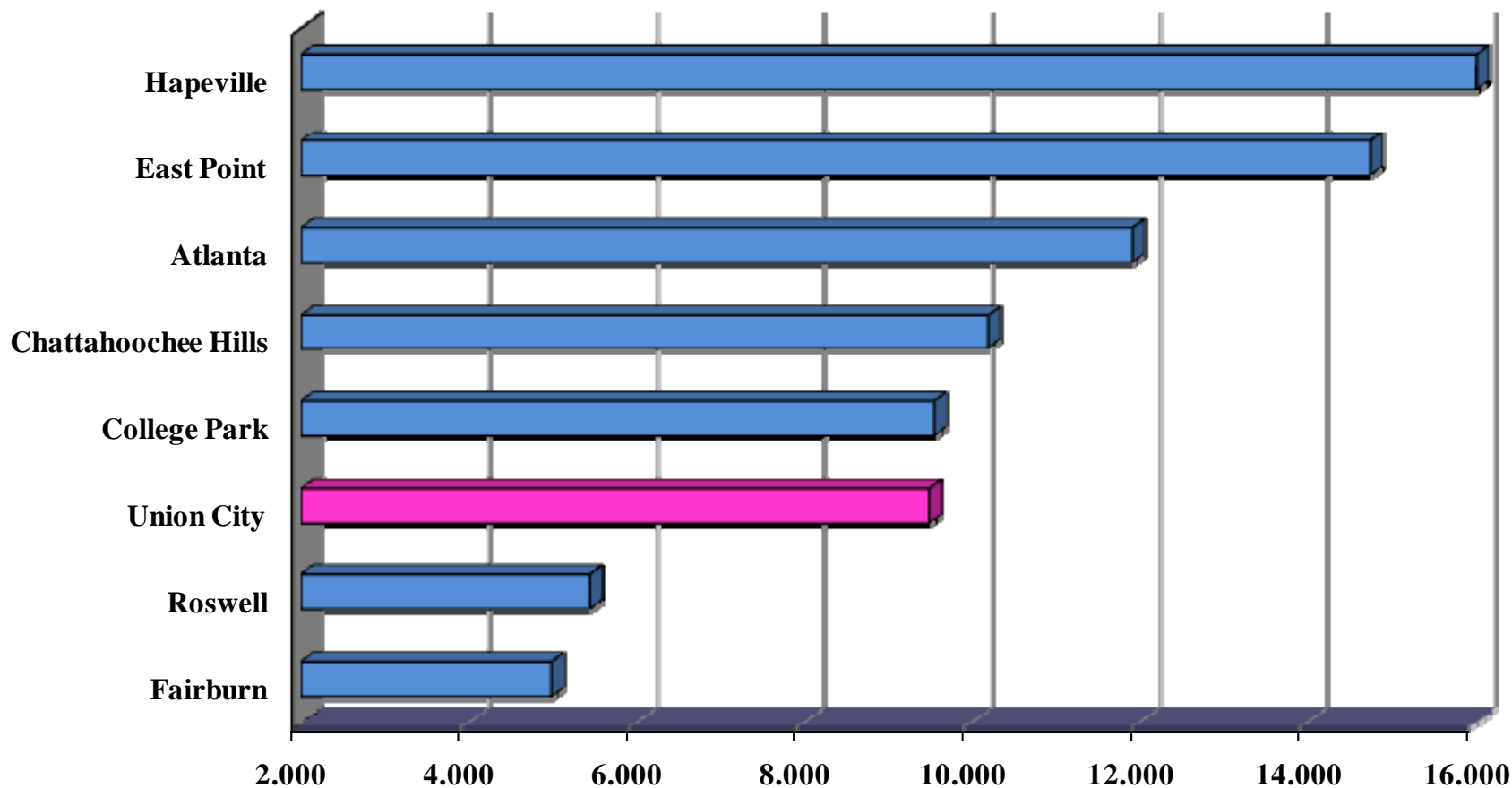
FY2009 Estimated Gross Digest Distribution





Proposed FY2010 Budget

Millage Rate Comparison



Proposed FY2010 Budget

Where does my Union City tax dollar go?



	<u>Step 1</u> Obtain Appraised Value (Fair Market Value)	<u>Step 2</u> Calculate 40% (Assessed Value)	<u>Step 3</u> Deduct applicable Homestead Exemption ¹	<u>Step 4</u> Calculate Remaining Applicable assessment	<u>Step 5</u> Apply applicable Millage Rates	<u>Step 6</u> Calculate taxes owed prior to State Homestead Credit ⁴	<u>Step 7</u> Deduct State Homestead Credit ⁵	<u>Step 8</u> Calculate taxes owed
Fulton County General ^{1,2}	150,000	60,000	20,000	40,000	10.2810	\$411.24	\$82.25	\$328.99
Fulton County Bond ²	150,000	60,000		60,000	0.0000	-		0.00
Fulton County School General ³	150,000	60,000	2,000	58,000	16.4030	951.37	131.22	820.15
Fulton County School Bond ³	150,000	60,000		60,000	1.0990	65.94		65.94
State of Georgia	150,000	60,000	2,000	58,000	0.2500	14.50	2.00	12.50
Union City ^{Bond}	150,000	60,000	0	60,000	1.9920	119.52	15.94	103.58
Union City ¹	150,000	60,000	0	60,000	7.5080	450.48	60.06	390.42
Total					37.5330	\$2,013.05	\$291.47	\$1,721.58

9.5000	Jurisdiction	Percent	Factor
	Fulton County	19.11%	0.7
	Fulton Schools	51.47%	1.8
	State	0.73%	0.0
	Union City	<u>28.69%</u>	
		100.00%	

¹ Fulton County General and Union City homestead

² 2009 Millage Rate used

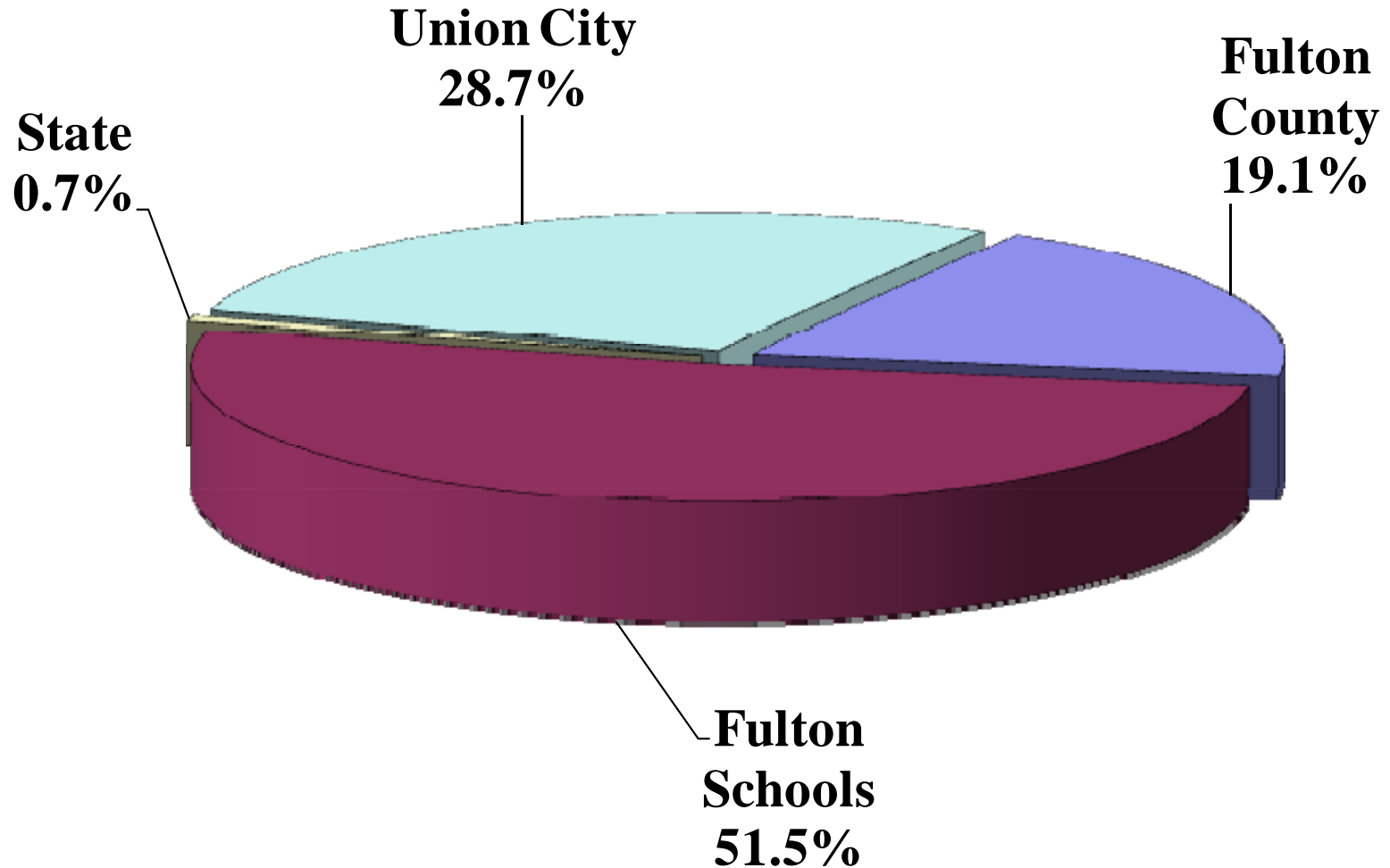
² Millage Rates proposed as part of the 2009 budget

⁴ Divide Millage Rate by 1,000 prior to multiplying by Remaining Applicable assessment

⁵ Represents 8,000 of assessed value multiplied by the applicable millage rate, not applicable to bond levies

Proposed FY2010 Budget

Where does my Union City tax dollar go?



Proposed FY2010 Budget Highlights

Employment Related Statistics and Amendments



- Funding for 183 FTEs (157 full-time and 26 part-time)
- Funding for Police services consisting of 79 FTEs (74 sworn; including 4 part-time officers & 16 part-time reserve officers).
- Funding for Fire/EMS services consisting of 52 FTEs (51 sworn).
- Merit based salary increases for city employees – replaces longevity based step system
- Sick pay incentive program – replaces prior sick pay purchase program

Proposed FY2010 Budget Highlights

Position Control Amendments



General Fund

Establishments:

1. Operations Director
2. Fire – FAO (Fire Apparatus Operator)

Abolishments:

1. City Manager Receptionist/Secretary
2. Human Resource Manager
3. Human Resource Admin. Assistant

Reclassifications:

1. Finance Director > Comptroller
2. Accts Payable > Accountant II
3. Admin Asst > Assistant City Clerk
4. Fire Fighter/Para > Fire Department Admin. Assistant
5. Community Dev. Permit Tax Tech I > Permit Tax Tech II

Proposed FY2010 Budget Highlights

Contractual Adjustments



- CLM (Sanitation) contract – savings \$83,885/yr
- Community Service Program - estimated savings \$227,000/yr
- FlexHR contract (Human resources) – savings \$61,378/yr
- Information Technology contract - savings \$95,000/yr
- Inmate Program – estimated savings \$193,000
- KeckWood (Engineering) contract – savings \$90,000/yr
- SafeBuilt (Community Services) contract – savings \$83,500/yr

Proposed FY2010 Budget Highlights

Employee Benefit Improvements



- FlexHR service provider provides a full service turn-key human resource management solution
- State of the art “back office” HR infrastructure
- EmployeeUniverse™ – a dedicated City Employee Self-Service Website to answer frequently asked questions regarding benefits, pay, policies and procedures, etc. are anticipated and answers provided directly.
- Website and staffing is available to all managers and employees to have immediate access to payroll management, input and production, benefits management, HRIS, Customer Centric Center employment file management.
- Call Center for employees to get assistance on benefits etc.

Proposed FY2010 Budget Highlights

Planning Assumptions



- Commitment to Outstanding Customer Service
- Provides for the same millage rate as last year
- Merit based salary increases for city employees
- Holiday pay program for city employees
- Debt service payments
- Professional Outsourced Services
- Property & Liability insurance
- Transportation Enhancement capital projects
- Operating transfers out other funds

Proposed FY2010 Budget Highlights

Planning Assumptions



- Legal and litigation services
- Jail outsourcing services
- Contractual services
- Professional services studies/updates
- Parks Recreation Instructors
- Park facility improvements
- Quarterly City newsletter to residents
- Code Enforcement Demolition program

Proposed FY2010 Budget Highlights

Proposed Funding Highlights



- Public Life Safety Award program
- Annual Employee Christmas Party
- Court services night court
- Fire stations facility/renovation improvements
- City Hall roof replacement
- Georgia Military College Evaluation Study
- Upgrade City Hall phone system
- Code Enforcement Clean & Lien program



FY2010 General Fund Budget Summary

Revenue	\$14,779,200
Expenditures	\$17,607,506
Fund Balance	\$2,828,306

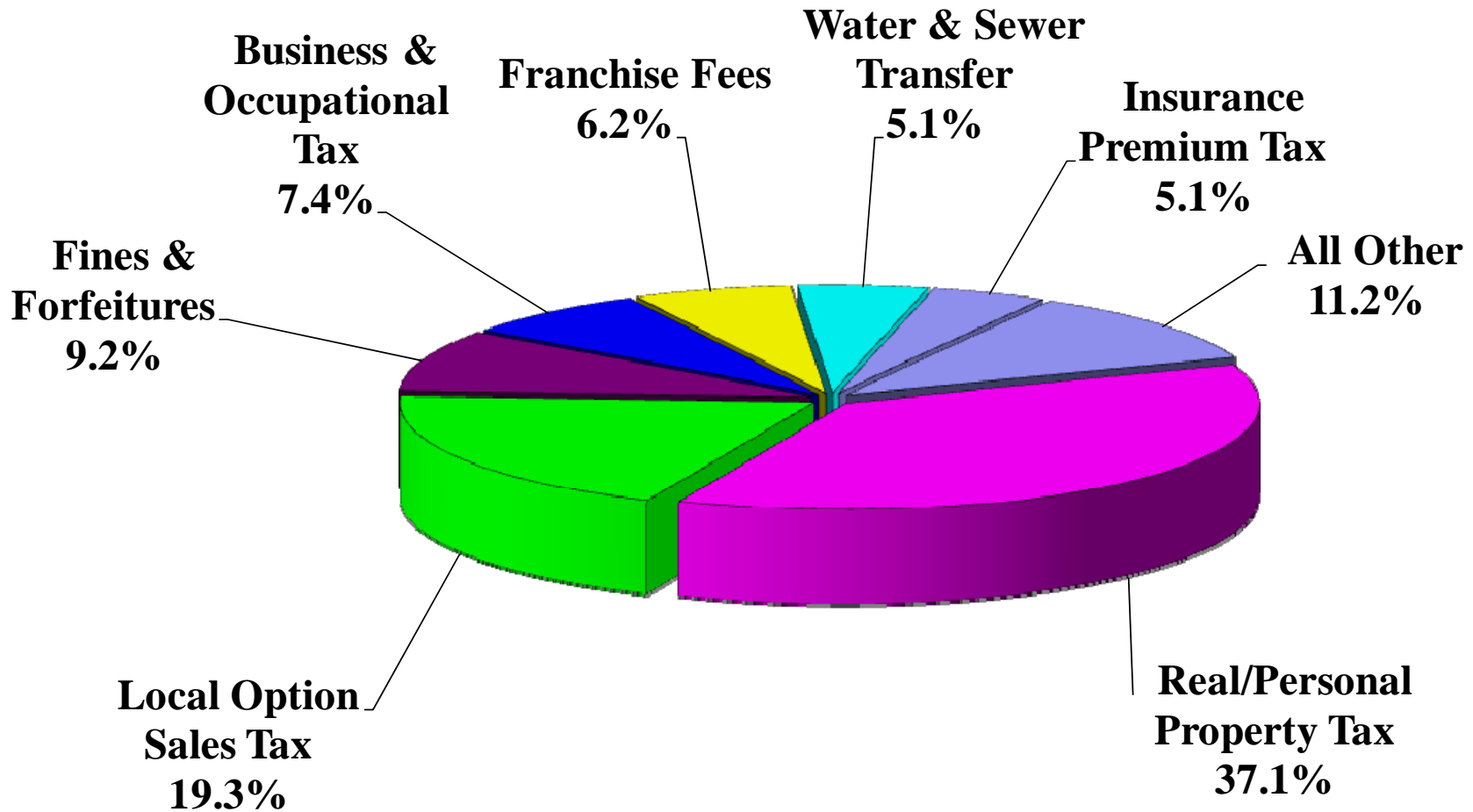


General Fund Revenues (Net \$2.8M Fund Balance)

Revenue Description	2010 Budget	Percent	Cumulative
Real/Personal Property Tax	\$5,488,200	37.1%	37.1%
Local Option Sales Tax	\$2,852,700	19.3%	56.4%
Fines & Forfeitures	\$1,354,100	9.2%	65.6%
Business & Occupational Tax	\$1,094,300	7.4%	73.0%
Franchise Fees	\$916,500	6.2%	79.2%
Water & Sewer Transfer	\$750,000	5.1%	84.3%
Insurance Premium Tax	\$663,400	4.5%	88.8%
All Other	\$1,660,000	11.2%	100.0%
Grand Total	\$14,779,200	100.0%	

Note: All Other is comprised primarily of Alcoholic Beverage license and Excise tax \$310,700; Community Development fees, \$187,500; Technology fee \$145,100; and Interest Income \$160,500.

Union City FY2010 General Fund Proposed Budget Major Revenue Categories





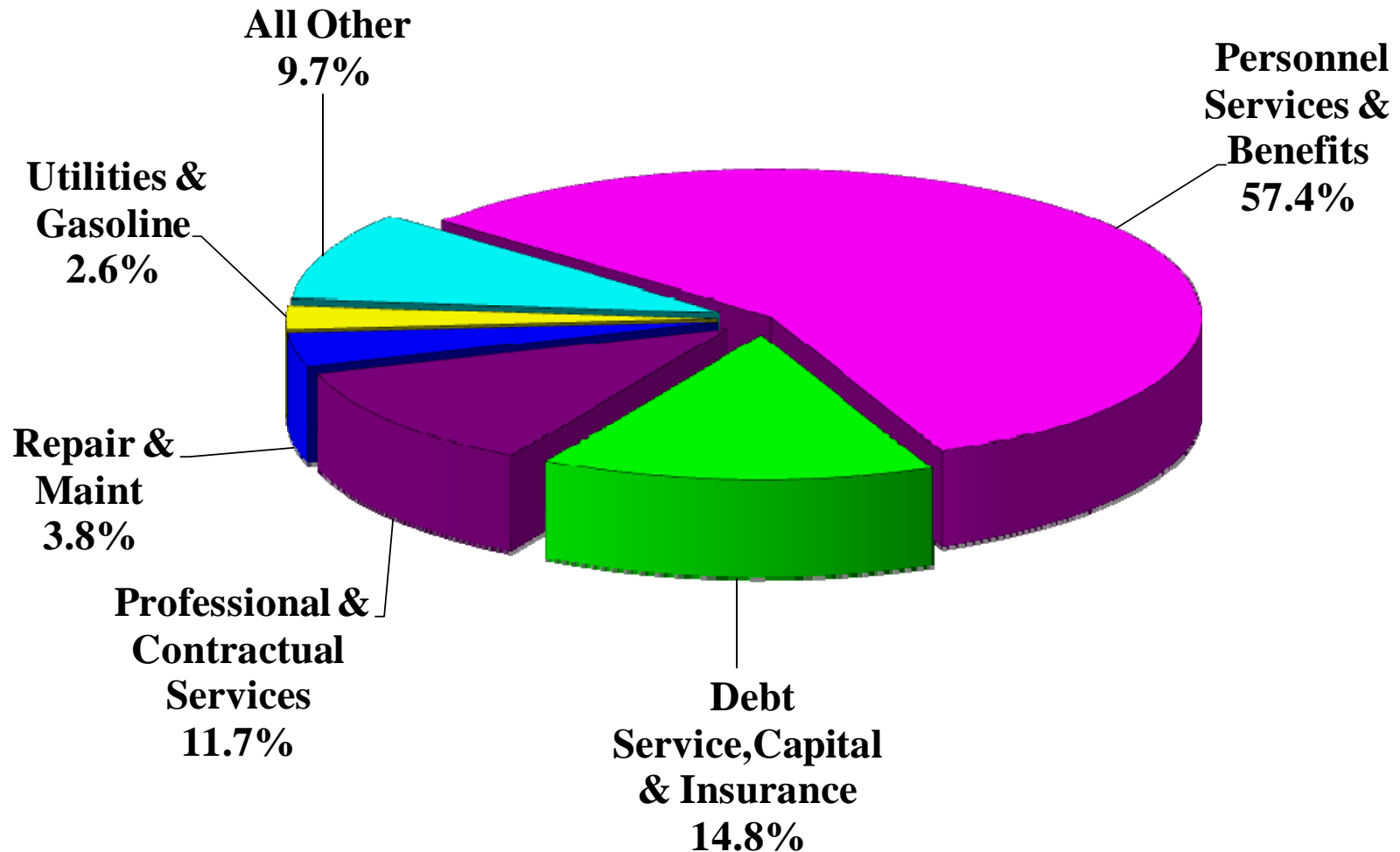
General Fund Expenditures by Category

Description	2010 Budget	Percent
Personnel Services & Benefits	\$10,100,882	57.4%
Debt, Capital & Insurance	\$2,613,900	14.8%
Professional & Contractual Services	\$2,054,058	11.7%
Repairs & Maintenance	\$676,325	3.8%
Utilities & Gasoline	\$455,300	2.6%
All Other ¹	\$1,707,041	9.7%
Grand Total	\$17,607,506	100.0%

Note¹: Primarily reflects Operating & Office Supplies \$273,100, Machinery, equipment and small tools \$162,803; education & training \$152,300 ; uniforms \$100,600 and street supplies \$90,000.

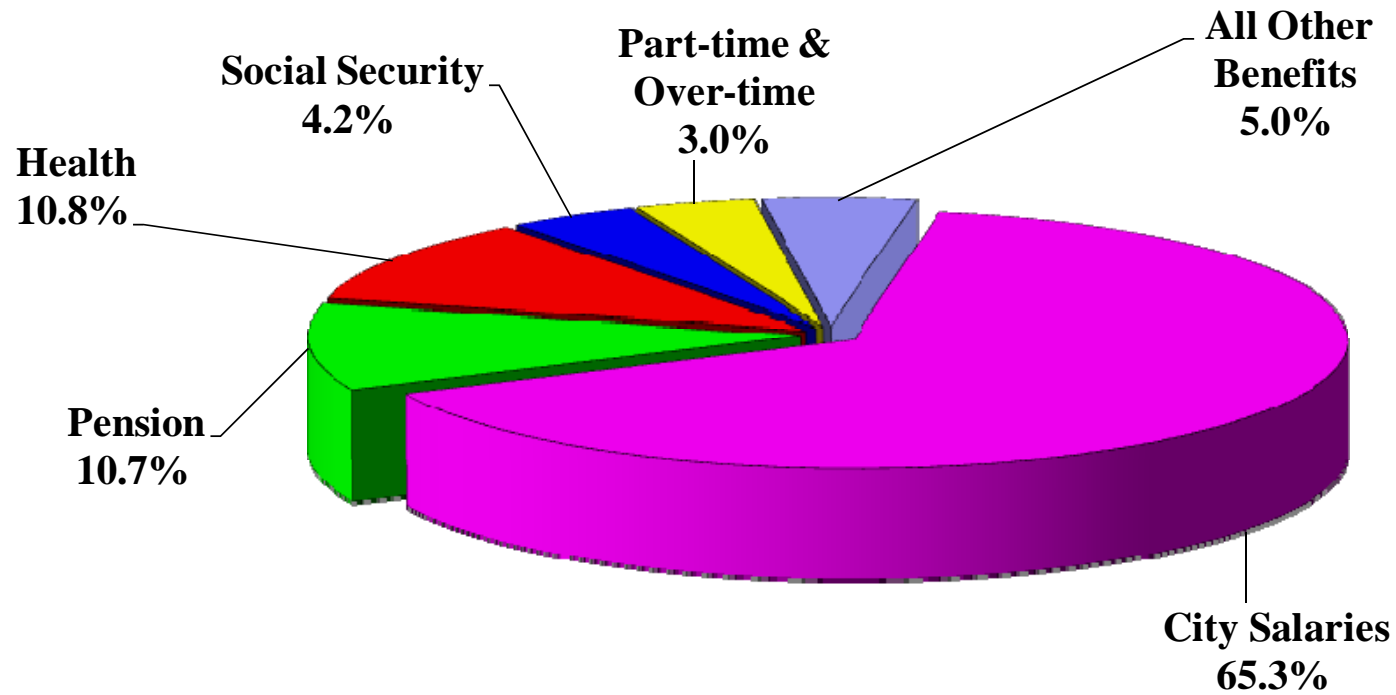
Union City FY2010 General Fund Proposed Budget

Major Expenditure Categories



Union City FY2010 General Fund Proposed Budget

Personnel Categories



Proposed FY2010 Budget Highlights

Transfer Out Funds



Description	2010 Budget
Debt Transfer Out ¹	\$890,000
Transportation Enhancement ²	\$501,500
Emergency Services	\$372,200
Grand Total	\$1,763,700

Note¹: Debt service requirements for 1997 & 2006 Bond program.

Note²: Leverages \$2,607,500 of Federal 80/20 match projects.



General Fund Expenditures - Contingency Detail

Description	2010 Budget	Percent
Salary Adjustment ¹	\$400,000	80.0%
Public Safety	\$50,000	10.0%
Matching Grants	\$25,000	5.0%
City Manager Contingency	\$25,000	5.0%
Grand Total	\$500,000	100.0%

Note¹: Includes Merit based salary increase and holiday pay program.

Proposed FY2010 Budget Highlights

Inter-Fund Transfers



	<i>100 General Fund</i>	<i>215 E911 Fund</i>	<i>255 Motor Veh Fund</i>	<i>343 T.E. Fund</i>	<i>410 2006 G.O. Debt</i>	<i>415 1997 G.O. Debt</i>	<i>505 Water & Sewer Fund</i>
General Operations	<i>(\$372,200)</i>	<i>\$372,200</i>					
General Operations	<i>(\$690,000)</i>				<i>\$690,000</i>		
General Operations	<i>(\$200,000)</i>					<i>\$200,000</i>	
General Operations	<i>(\$501,500)</i>			<i>\$501,500</i>			
Finance	<i>\$750,000</i>						<i>(\$750,000)</i>
Finance	<i>\$325,000</i>		<i>(\$325,000)</i>				
Grand Total	<i>(\$688,700)</i>	<i>\$372,200</i>	<i>(\$325,000)</i>	<i>\$501,500</i>	<i>\$690,000</i>	<i>\$200,000</i>	<i>(\$750,000)</i>

	<i>101 Jail Fund</i>	<i>416 1997 COPS Debt</i>	<i>Jail Auth 2008 G.O. Debt</i>	<i>555 Corrections Fund</i>			
Detention Complex	<i>(\$3,877,000)</i>			<i>\$3,877,000</i>			
Detention Complex	<i>(\$200,000)</i>			<i>\$200,000</i>			
Detention Complex	<i>(\$1,487,669)</i>	<i>\$429,386</i>	<i>\$1,058,283</i>				
Grand Total	<i>(\$5,564,669)</i>	<i>\$429,386</i>	<i>\$1,058,283</i>	<i>\$4,077,000</i>	<i>\$0</i>	<i>\$0</i>	<i>\$0</i>



FY2010 Confiscated Assets Fund Budget Summary

Revenues	\$100
Expenditures	\$50,515
Fund Balance	\$50,415



Confiscated Assets Fund Revenues

Revenue Description	2010 Budget	Percent
Confiscated Assets	\$100	0.2%
Fund Balance	\$50,415	99.8%
Grand Total	\$50,515	100.0%

Note: Appropriates the undesignated fund balance for purposes allowed under the seizures law.



Confiscated Assets Fund Expenditure

Description	2010 Budget	Percent
Operating (Drug Squad-Petty Cash)	\$1,500	3.0%
Bank Charges	\$200	0.4%
Contingency	\$48,815	96.6%
Grand Total	\$50,515	100.0%

Note: Expenditures are programmed based on departmental needs once seizure revenues have been properly adjudicated and posted in the financial system per State law.



FY2010 Emergency Services Fund Budget Summary

Revenues	\$609,200
Expenditures	\$681,110
Fund Balance	\$71,910

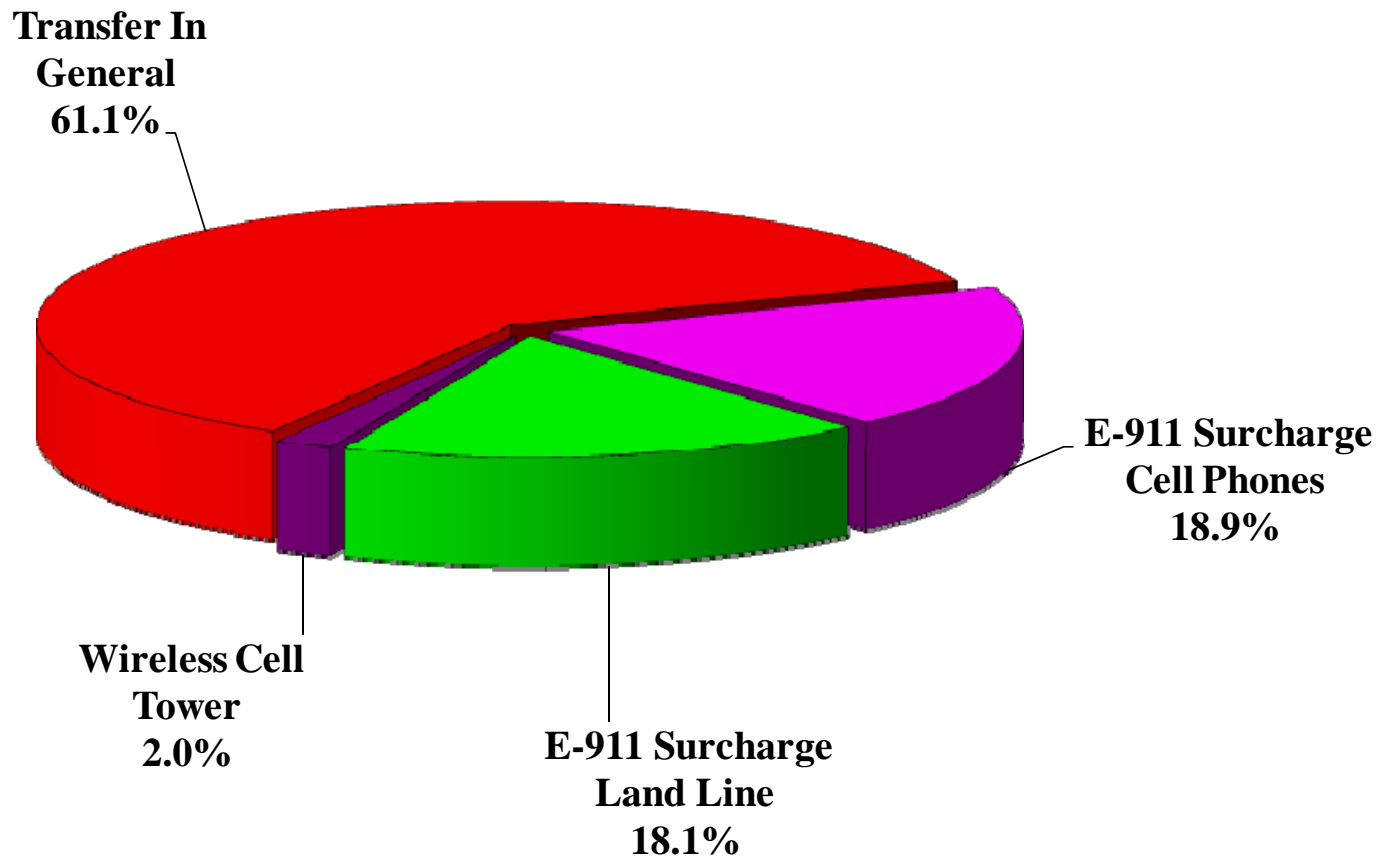


Emergency Services Fund Revenue

Description	2010 Budget	Percent
General Fund Transfer	\$372,200	61.1%
E-911 Cell Phones Surcharge	\$115,000	18.9%
E-911 Land Lines Surcharge	\$110,000	18.1%
Wireless Cell Tower	\$12,000	1.9%
Grand Total	\$609,200	100.0%

Note: The Emergency Services Fund is 34.9% self-sustaining.

Union City FY2010 E-911 Emergency Services Fund Proposed Budget Major Revenue Categories



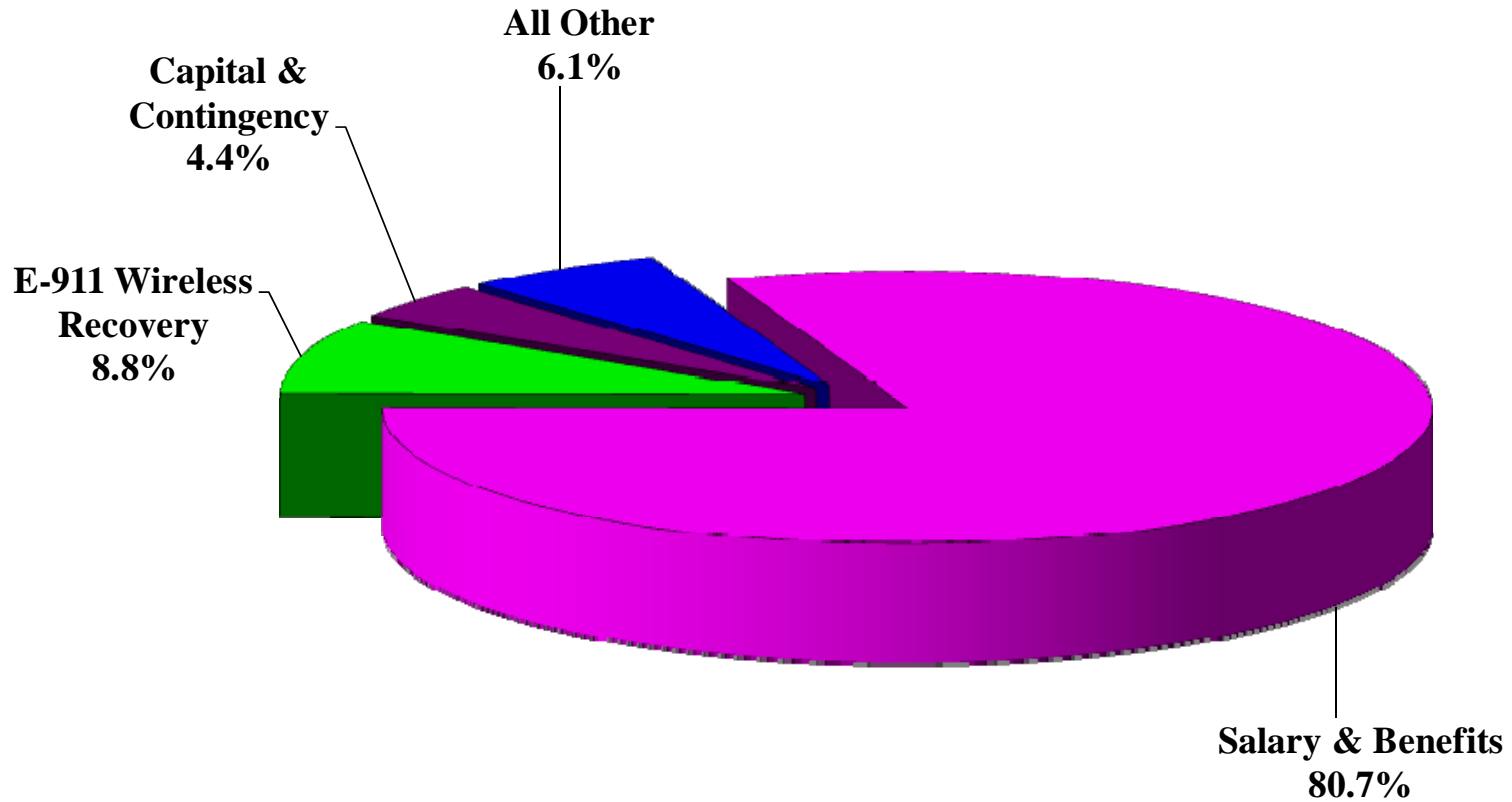


Emergency Services Fund Expenditure

Description	2010 Budget	Percent
Salary & Benefits	\$549,318	80.7%
E-911 Wireless Recovery Fee	\$60,000	8.8%
Capital & Contingency	\$30,000	4.4%
All Other	\$41,792	6.1%
Grand Total	\$681,110	100.0%

Note: Emergency Services will be reallocated based on the decision to operate in-house or to outsource.

Union City FY2010 E-911 Emergency Services Fund Proposed Budget Major Expenditure Categories





FY2010 State Grant Fund Budget Summary

Revenues	\$50,000
Expenditures	\$50,000
Fund Balance	\$0



State Grant Fund Revenues

Description	2010 Budget	Percent
Gateway Grant	\$50,000	100.0%
Grand Total	\$50,000	100.0%

Note: Represents funds to assist with the beautification of the I-85 Interchange Intersection.



State Grant Fund Expenditures

Description	2010 Budget	Percent
Gateway Project	\$50,000	100.0%
Grand Total	\$691,667	100.0%

Note: Represents funds to assist with the beautification of the I-85 Interchange Intersection.



FY2010 Federal Grant Fund Budget Summary

Revenues	\$93,150
Expenditures	\$148,170
Fund Balance	\$55,020



Federal Grant Fund Revenues

Description	2010 Budget	Percent
Police – Jag Grant	\$73,150	78.6%
Fire Grant	\$10,000	10.7%
Police Grant	\$10,000	10.7%
Grand Total	\$93,150	100.0%

Note: Represents funds to purchase police vehicles.



Federal Fund Expenditures

Description	2010 Budget	Percent
Police Vehicles	\$73,150	49.4%
General Fund Transfer Out 40.0%	\$59,226	
Contingency	\$15,794	10.6%
Grand Total	\$148,170	100.0%



FY2010 Multiple Grants Fund Budget Summary

Revenues	\$10,000
Expenditures	\$3,879
Fund Balance	(\$6,121)



Multiple Grant Fund Revenues

Description	2010 Budget	Percent
Police Donation	\$5,000	50.0%
Fire Donation	\$5,000	50.0%
Grand Total	\$10,000	100.0%

Note: Funds received from private donations for a variety of reasons and purposes.
Restricted for Police and Fire public safety related enhancements.



Multiple Grant Fund Expenditure

Description	2010 Budget	Percent
Fire Contingency	\$1,940	50.0%
Police Contingency	\$1,939	50.0%
Grand Total	\$3,879	100.0%

Note: Expenditures are programmed based on departmental needs once revenues have been posted.
Reflects \$6,121 required to correct cumulative fund budget shortfall.



FY2010 Motor Vehicle Rental Tax Fund Budget Summary

Revenues	\$75,000
Expenditures	\$325,000
Fund Balance	\$250,000



Motor Vehicle Rental Tax Fund Revenues

Description	2010 Budget	Percent
Motor Vehicle Rental Tax	\$75,000	100.0%
Grand Total	\$75,000	100.0%



Motor Vehicle Rental Tax Fund Expenditures

Description	2010 Budget	Percent
Transfer to General Fund	\$325,000	100.0%
Grand Total	\$325,000	100.0%



FY2010 Hotel/Motel Tax Fund Budget Summary

Revenues	\$150,000
Expenditures	\$400,000
Fund Balance	\$250,000



Hotel/Motel Tax Fund Revenues

Description	2010 Budget	Percent
Hotel/Motel Tax	\$150,000	100.0%
Grand Total	\$150,000	100.0%



Hotel/Motel Tax Fund Expenditures

Description	2010 Budget	Percent
Purchased/Contractual Services ¹	\$315,000	78.8%
Contingency	\$75,000	18.8%
Operating Supplies	\$10,000	2.4%
Grand Total	\$400,000	100.0%

¹ Primarily fall festival, car show, public relations, Mayors bike race and other tourism related activity.

Note: Authorized under O.C.G.A. Title 48-13-50.



FY2009 Inmate Welfare Fund Budget Summary

Revenues	\$264,685
Expenditures	\$310,010
Fund Balance	\$45,325



Inmate Welfare Fund Revenues

Description	2010 Budget	Percent
Commissary Sales	\$197,485	74.6%
Inmate Deposits	\$65,000	24.6%
Interest Earned	\$2,200	0.8%
Grand Total	\$264,685	100.0%



Inmate Welfare Fund Expenditures

Description	2010 Budget	Percent
Inmate Commissary	\$145,270	46.9%
Contingency	\$75,000	24.2%
Inmate Deposits	\$65,000	20.0%
Operating Supplies	\$24,740	7.9%
Grand Total	\$310,010	100.0%



FY2010 Bond Fund Budget Summary

Revenues	\$45,000
Expenditures	\$7,086,693
Fund Balance	\$7,041,693



Capital Fund Revenues

Description	2010 Budget	Percent
Interest Earned	\$45,000	0.6%
Fund Balance	\$7,041,693	99.4%
Grand Total	\$7,086,693	100.0%



Capital Fund Expenditures

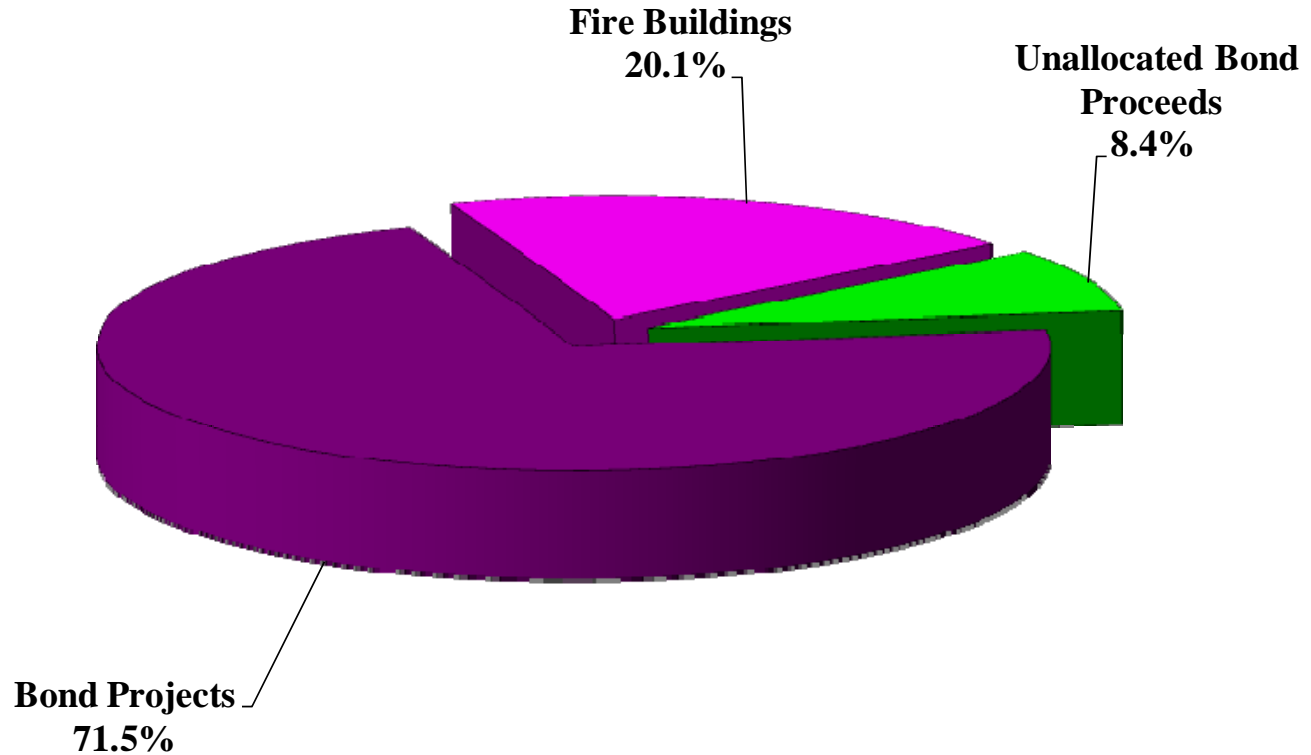
Project Name	FY2010 Proposed Budget
Fire Building	\$1,423,386
Littleton Drive	\$4,000
Main Street	\$268,129
Goodson Street	\$61,877
Red Oak	\$134,893
High Point Road	\$669,314
Rock Road	\$234,618
Abercorn Street	\$19,999
Bull Court	\$25,703
Public Safety Parking	\$19,375
Fire Station #2 Parking Lot	\$46,761
Dixie Lake Road	\$1,300,371
Longino Drive	\$215,000
Lakeside Drive Phase I	\$215,000
Lakeside Drive Phase II	\$95,000
Byrd Road	\$145,000
Thompson Drive	\$86,720

Project Name	FY2010 Proposed Budget
Forrest Avenue	\$162,268
Simpson Avenue	\$140,680
Ward Road	\$100,850
Shannon Court	\$46,000
Heather Court	\$41,000
Highland Drive	\$36,210
Ballye Shannon Pike	\$176,127
Tartan Court	\$51,105
College Street	\$85,000
Baker Street	\$95,000
Stonewall Drive	\$648
Dodson Road	\$260,000
Shannon Parkway South Recla	\$145,000
Wellington Court	\$12,471
Union Street	\$90,000
Goodson Road	\$81,000
Unallocated Bond Proceeds	\$596,187

Note: Excludes \$2,000 of bank related charges.

TOTALS **\$7,084,693**

Union City FY2010 Bond Fund Proposed Budget Major Expenditure Categories





FY2010 T.E. Fund Budget Summary

Revenues	\$2,607,500
Expenditures	\$2,561,734
Fund Balance	(\$45,766)



Transportation Enhancement Fund Revenues

Description	2010 Budget	Percent
Federal Grant	\$2,106,000	80.8%
General Fund Transfer In	\$501,500	19.2%
Grand Total	\$2,607,500	100.0%

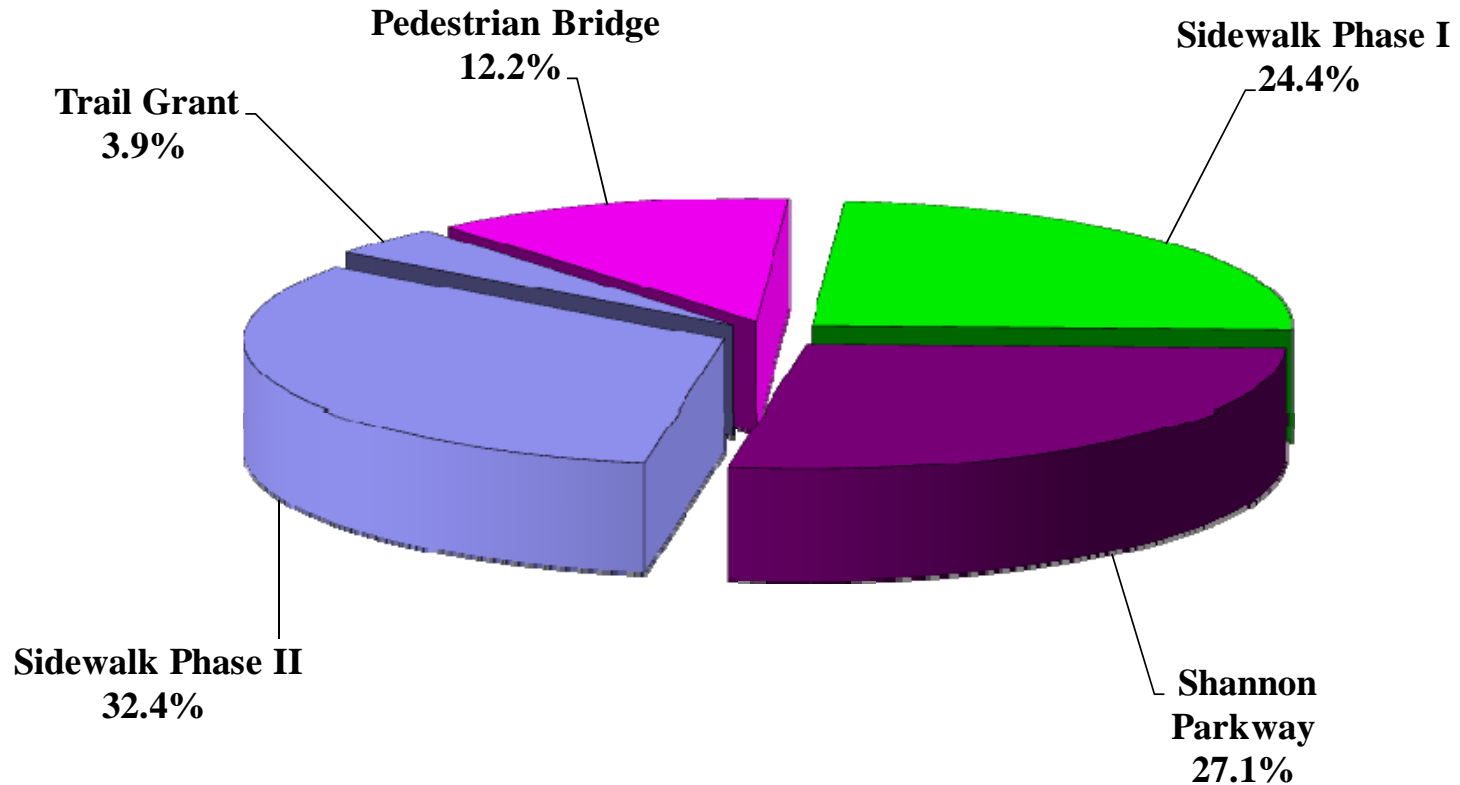


Transportation Enhancement Fund Expenditures

TE Project Name	Local	Federal	Total	Match
Pedestrian Bridge	\$62,500	\$250,000	\$312,500	20.0%
Sidewalk Phase I	\$125,000	\$500,000	\$625,000	20.0%
Shannon Parkway	\$139,000	\$556,000	\$695,000	20.0%
Sidewalk Phase II	\$175,000	\$700,000	\$875,000	20.0%
Trail Grant	\$0	\$100,000	\$100,000	0.0%
Total	\$501,500	\$2,106,000	\$2,607,500	19.2%

Note: Doesn't reflect \$45,766 previously spent that is assumed netted against eligible projects.

Union City FY2010 T.E. Fund Proposed Budget Major Expenditure Categories





FY2010 2006 G.O. Bond Fund Budget Summary

Revenues	\$690,000
Expenditures	\$926,575
Fund Balance	\$236,575



2006 General Obligation Bond Fund Revenues

Description	2010 Budget	Percent
General Fund Transfer In	\$690,000	100.0%
Grand Total	\$690,000	100.0%



2006 General Obligation Bond Fund Expenditures

Description	2010 Budget	Percent
Bond - Principle	\$390,000	42.1%
Bond - Interest	\$526,575	56.8%
Paying Agent Fees	\$10,000	1.1%
Grand Total	\$926,575	100.0%



FY2010 1997 G.O. Bond Fund Budget Summary

Revenues	\$202,500
Expenditures	\$364,000
Fund Balance	\$161,500



1997 General Obligation Bond Fund Revenues

Description	2010 Budget	Percent
General Fund Transfer In	\$200,000	98.8%
Interest Earned	\$2,500	1.2%
Grand Total	\$202,500	100.0%



1997 General Obligation Bond Fund Expenditures

Description	2010 Budget	Percent
Bond - Principle	\$255,000	70.0%
Bond - Interest	\$105,000	28.9%
Paying Agent Fees	\$4,000	1.1%
Grand Total	\$364,000	100.0%



FY2010 1997 C.O.P.S. Fund Budget Summary

Revenues	\$435,000
Expenditures	\$435,000
Fund Balance	\$0



1997 Certificate of Participation Fund Revenues

Description	2010 Budget	Percent
Jail Authority Transfer In	\$429,386	98.7%
Interest Earned	\$5,614	1.3%
Grand Total	\$435,000	100.0%



1997 Certificate of Participation Fund Expenditures

Description	2010 Budget	Percent
Bond - Principle	\$235,000	54.0%
Bond - Interest	\$195,000	44.8%
Paying Agent Fees	\$5,000	1.2%
Grand Total	\$435,000	100.0%



FY2010 1993 G.O. Fund Budget Summary

Revenues	\$0
Expenditures	\$232,322
Fund Balance	\$232,322



1993 General Obligation Fund Revenues

Description	2010 Budget	Percent
None	\$0	100.0%
Grand Total	\$0	100.0%

Note: Inactive account – closing to primary fund.



1993 General Obligation Fund Expenditures

Description	2010 Budget	Percent
General Fund Transfer Out 100.0%	\$232,322	
Grand Total	\$232,322	100.0%

Note: Inactive account – closing to primary fund.



FY2010 Water & Sewer Fund Budget Summary

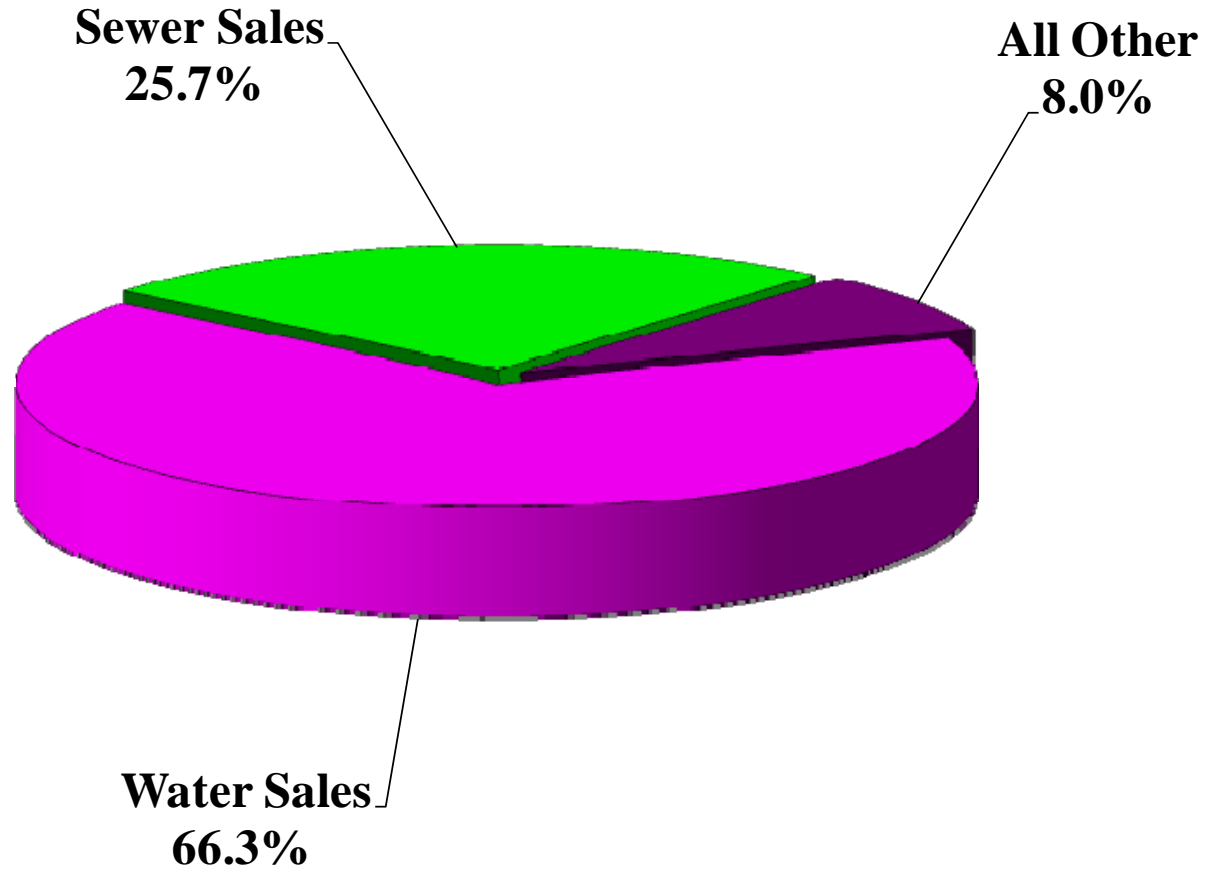
Revenues	\$5,087,000
Expenditures	\$12,170,616
Fund Balance	\$7,083,616



Water & Sewer Fund Revenues

Description	2010 Budget	Percent
Water Sales	\$3,375,000	66.3%
Sewer Sales	\$1,305,000	25.7%
All Other	\$407,000	8.0%
Grand Total	\$5,087,000	100.0%

Union City FY2010 Water & Sewer Service Fund Proposed Budget Major Revenue Categories



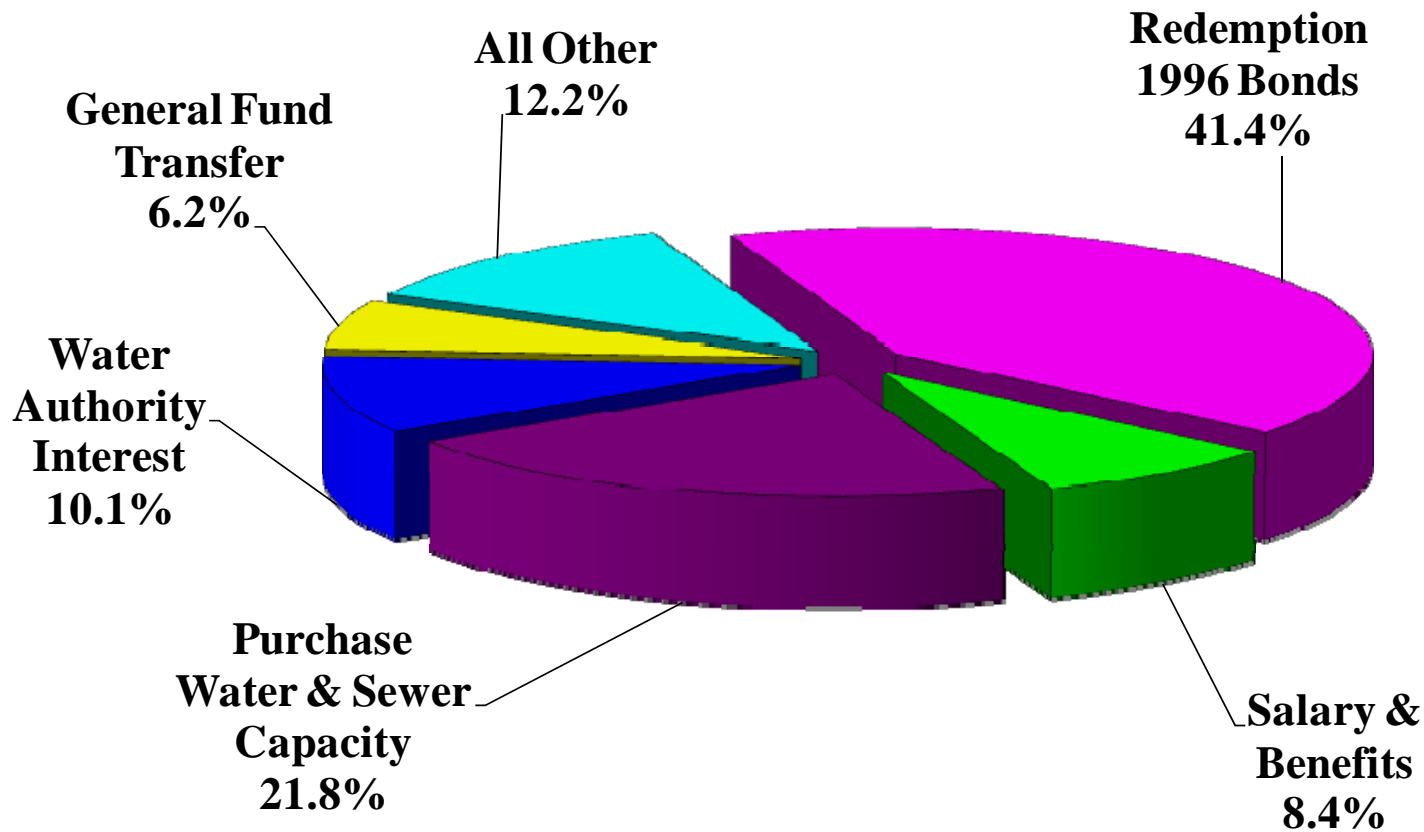


Water & Sewer Fund Expenditures

Description	2010 Budget	Percent
Redemption 1996 Bonds	\$5,040,000	41.4%
Salary & Benefits	\$1,020,503	8.4%
Purchase Water & Sewer	\$2,655,000	21.8%
Water Authority Interest Payment	\$1,224,000	10.1%
General Fund Transfer Out 6.2%	\$750,000	
All Other	\$1,481,113	12.2%
Grand Total	\$12,170,616	100.0%

Note: Fund Balance utilized to retire 1996 Bond Redemption.

Union City FY2010 Water & Sewer Fund Proposed Budget Major Expenditure Categories





FY2010 Sanitation Fund Budget Summary


Revenues	\$838,000
Expenditures	\$1,038,000
Fund Balance	\$200,000



Sanitation Fund Revenues

Description	2010 Budget	Percent
Sanitation Fee	\$796,000	95.0%
Franchise Fee	\$30,000	3.6%
All Other	\$12,000	1.4%
Grand Total	\$838,000	100.0%

Union City FY2010 Sanitation Fund Proposed Budget Major Revenue Categories



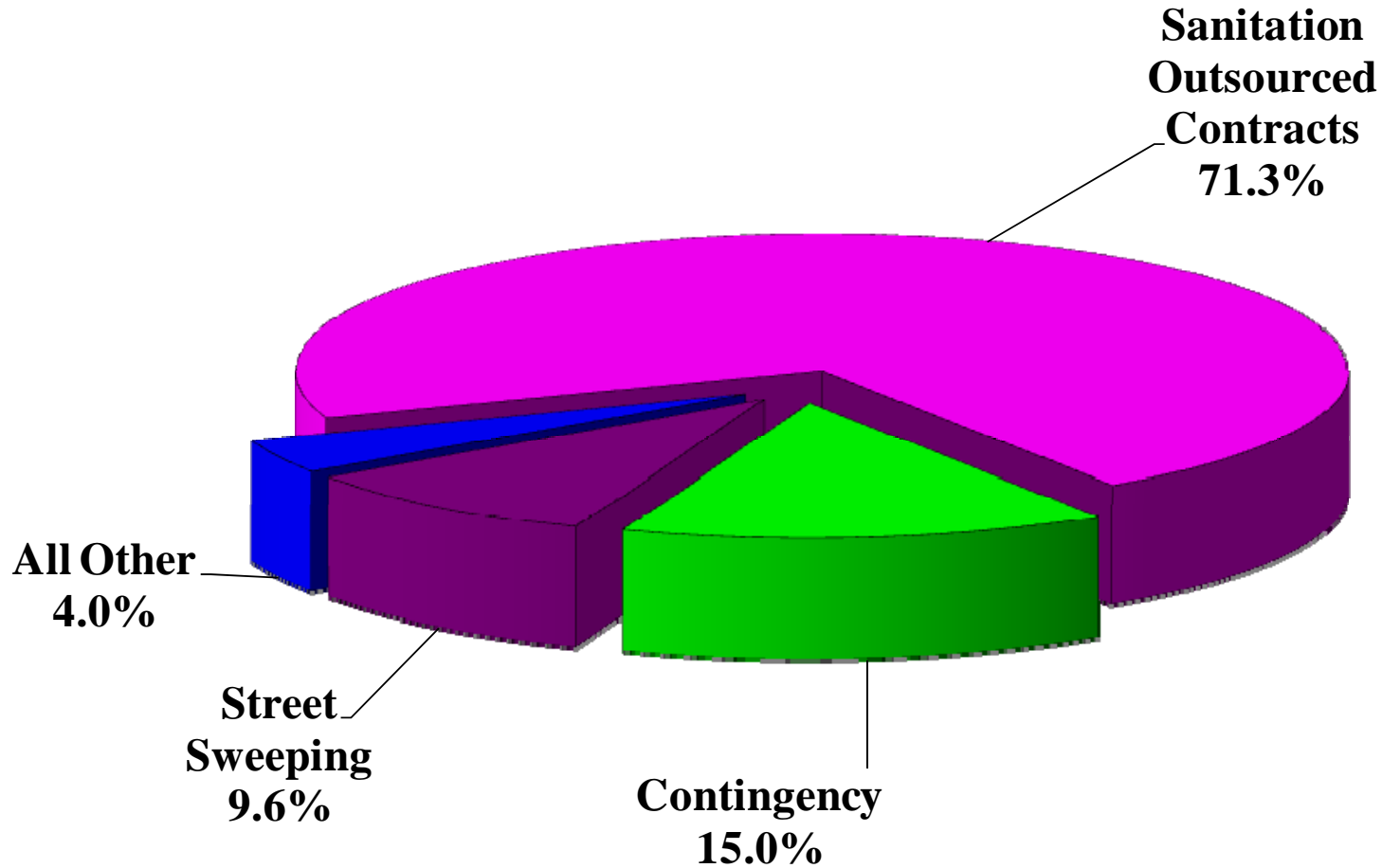


Sanitation Fund Expenditures

Description	2010 Budget	Percent
Sanitation Outsource	\$740,000	71.3%
Contingency	\$156,000	15.0%
Street Sweeping	\$100,000	9.6%
All Other	\$42,000	4.1%
Grand Total	\$1,038,000	100.0%

Note: Reflects CLM & Advanced Disposals renegotiated contracts.

Union City FY2010 Sanitation Fund Proposed Budget Major Expenditure Categories





FY2010 Correctional Bureau Fund Budget Summary

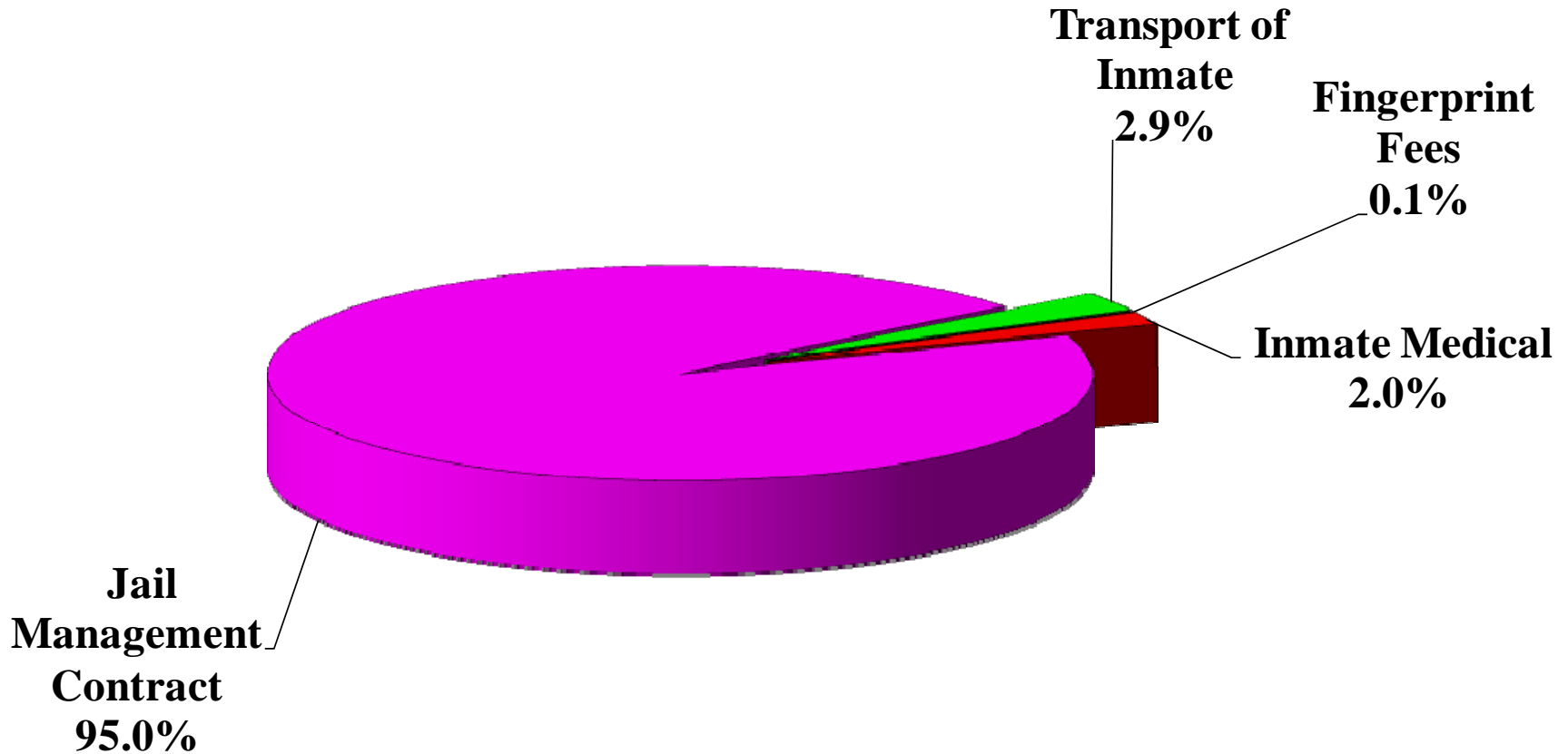
Revenues	\$4,081,250
Expenditures	\$4,320,475
Fund Balance	\$239,225



Correctional Bureau Fund Revenues

Description	2010 Budget	Percent
Jail Management Fee	\$3,877,000	95.0%
Transport of Inmates	\$120,000	3.0%
Inmate Medical	\$80,000	1.9%
All Other	\$4,250	0.1%
Grand Total	\$4,081,250	100.0%

Union City FY2010 Correctional Bureau Fund Proposed Budget Major Revenue Categories

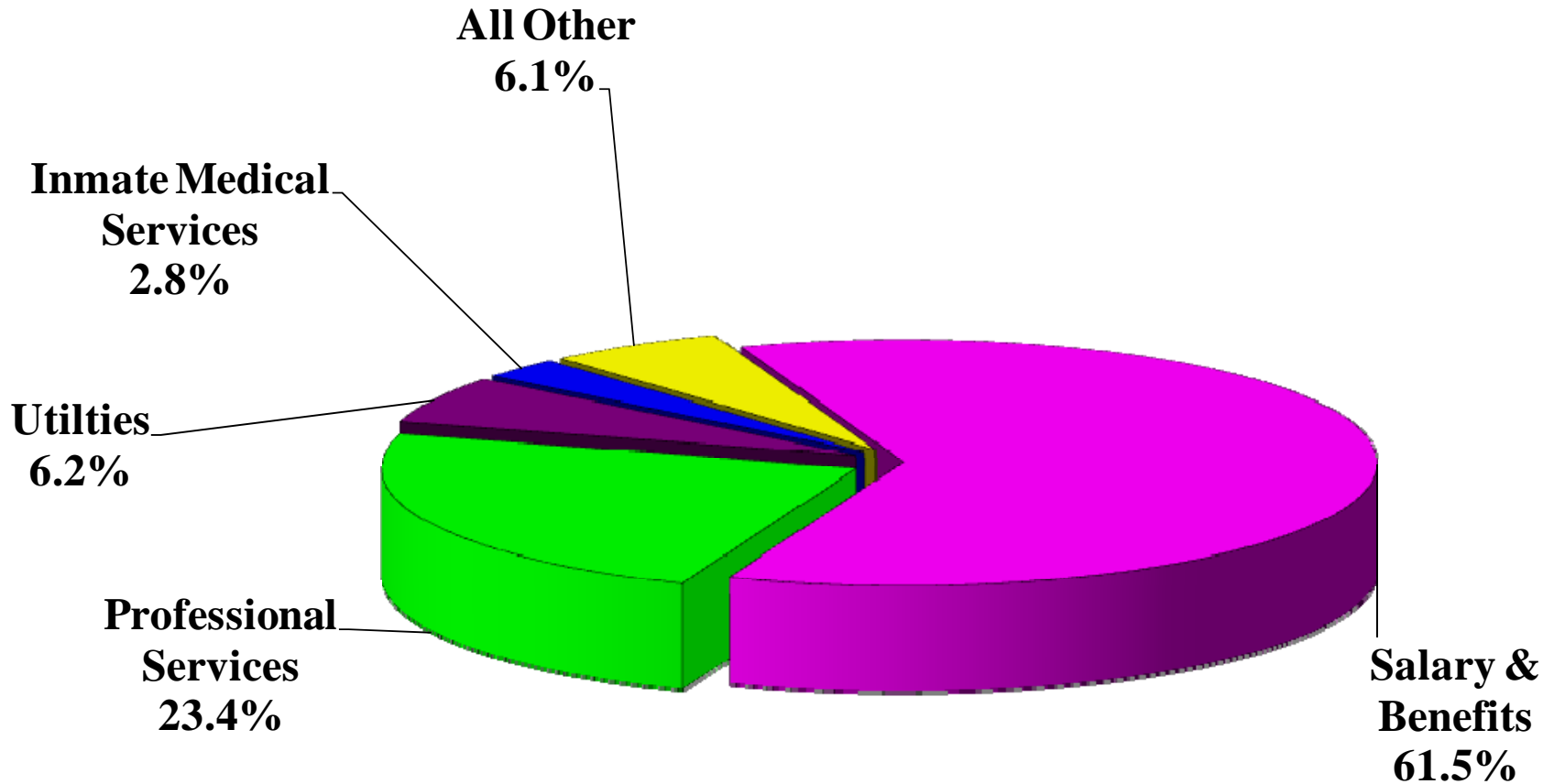




Correctional Bureau Fund Expenditures

Description	2010 Budget	Percent
Salary & Benefits	\$2,658,035	61.5%
Professional Services	\$1,012,320	23.4%
Utilities	\$269,800	6.2%
Inmate Medical Services	\$120,000	2.8%
All Other	\$260,320	6.1%
Grand Total	\$4,320,475	100.0%

Union City FY2010 Correctional Bureau Fund Proposed Budget Major Expenditure Categories





Budget Summary for FY2010

- Budget calls for the same millage rate.
- Budget contains public safety enhancements:
 - a. Fire Apparatus Operator position;
 - b. Public safety facility and renovation funding;
 - c. Funding for a night court.
- Budgeting has enhancements for Community Appearance:
 - a. Leveraging the community service program with existing public services staffing to combat litter and graffiti;
 - b. Implementing the Code Enforcement Clean & Lien program;
 - c. Reinstating the Street Sweeping program;
- Budget includes \$969,000 of one-time Capital Improvements.
- Budget continues to leverage the efficiencies of the public-private partnership model with outsourcing information technology, human resources, sanitation, jail services, building engineering services.

Thank you for your attention



CITY OF UNION CITY

"The Progressive City"