

FY2012 Budget Presentation





FY2012 Budget Calendar

- July Departmental Budget Review

- Aug 2nd City Council Budget Presentation (5:30 p.m.)

- Aug 2nd 1st Public Millage Rate Hearing & Budget Workshop (7:00 p.m.)

- Aug 8th 2nd Public Millage Rate Hearing & Budget Workshop (6:30 p.m.)

- Aug 16th Final Millage Rate Hearing (7:30 a.m.)

- Aug 16th Final Millage Rate, Public Hearing & Budget Adoption (7:00 p.m.)

- Aug 30th Final Late Date Public Hearing & Budget Adoption (7:00 p.m.)



Economic Outlook – Union City

- The nation continues to exhibit a high degree of risk avoidance for a recovery that is close to two years old.
- Cautious behavior is evident in the number of major corporations sitting on large cash reserves, in the reluctance of small businesses to hire or grow, and that consumers are saving more and borrowing less.
- Even with interest rates being at historical lows - banks are not beginning to lend.
- Georgia's economy tends to recover more sluggishly in comparison to our neighboring states.



Economic Outlook – Union City

- Consumers' tightfisted attitudes won't change quickly and lack of spending reflects the impact on household finances.
- The government stimulus and inventory building is behind us and growth will be based primarily on consumer demand.
- The slow pace is reflective of weak job growth, and is almost certain to continue at a painfully slow pace.
- The economic outlook is not forecasted to improve materially over the next budget year.
- Recovery, however slowly, is starting to show...



Budget Principles

- Conservatively determine revenue and expenses.
 - Detailed trending and financial analysis effectively neutralizes pressures to inflate revenue and expense estimates
- Do not use one-time revenue sources for ongoing expenses.
 - When a non-recurring source of revenue is used to fund an ongoing expense, an "automatic unfunded increase" is built into the budget for the following year.
- Balance current year revenues with current year expenses.
 - Using fund balance to finance a program creates a "built-in increase" in the future -- creating the bad practice of using one-time funding for ongoing expenses.



How will Union City ensure a sound future?

- Continue to follow budget principles, implement best practices and innovative financial strategies to remain fiscally sound.
- Continue developing as an economic hub and preferred location for business, residential investment and tourism.
- Maximize our location advantages, such as our proximity to downtown Atlanta, the interstate freeway system and Hartsfield-Jackson International Airport.
- Market our unique designations as an opportunity zone and foreign trade zone.

Proposed FY2012 Budget

2011 Estimated Gross Digest Computation Sheet



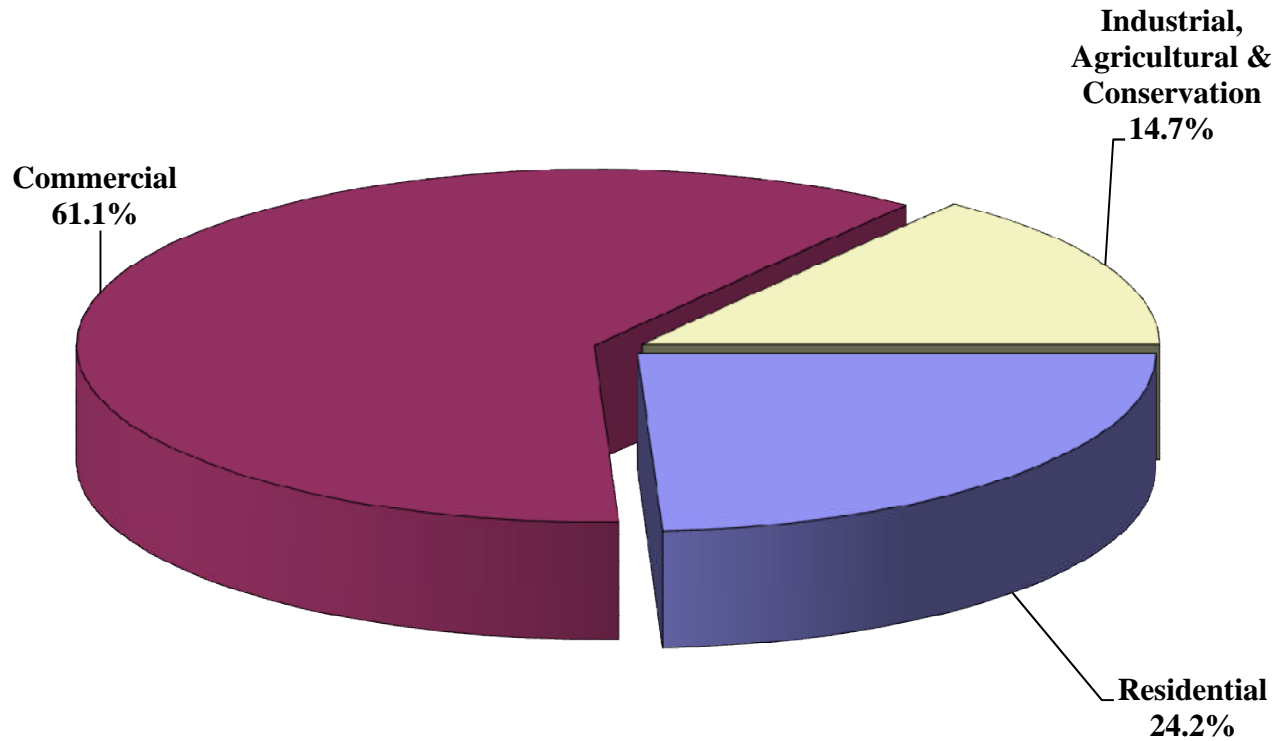
COMPUTATION OF MILLAGE RATE ROLLBACK AND PERCENTAGE INCREASE IN PROPERTY TAXES FOR YEAR 2011				
COUNTY	FULTON		TAXING JURISDICTION	UNION CITY - M&O
INFORMATION FOR THE SHADED PORTIONS OF THIS SECTION MUST BE ENTERED				
This information will be the actual values and millage rates certified to the Department of Revenue for the applicable tax years.				
DESCRIPTION	2010 DIGEST	REASSESSMENT OF EXISTING REAL PROP	OTHER CHANGES TO TAXABLE DIGEST	2011 DIGEST
REAL	493,232,800	-44,132,280	27,181,770	476,282,290
PERSONAL	53,581,207		198,608,480	252,189,687
MOTOR VEHICLES	27,643,090		-2,038,750	25,604,340
MOBILE HOMES	0		0	0
TIMBER -100%	43,972		0	43,972
HEAVY DUTY EQUIP	0		0	0
GROSS DIGEST	574,501,069	-44,132,280	223,751,500	754,120,289
EXEMPTIONS	25,387,552		135,896,202	161,283,754
NET DIGEST	549,113,517	-44,132,280	87,855,298	592,836,535
	(PYD)	(RVA)	(NAG)	(CYD)
2009 MILLAGE RATE >>>	9.500	2010 PROPOSED MILLAGE RATE >>>		9.500

THIS SECTION WILL CALCULATE AUTOMATICALLY UPON ENTRY OF INFORMATION ABOVE			
DESCRIPTION	ABBREVIATION	AMOUNT	FORMULA
2009 Net Digest	PYD	549,113,517	
Net Value Added-Reassessment of Existing Real Property	RVA	-44,132,280	
Other Net Changes to Taxable Digest	NAG	87,855,298	
2010 Net Digest	CYD	592,836,535	(PYD+RVA+NAG)
2010 Millage Rate	PYM	9.500	
Millage Equivalent of Reassessed Value Added	ME	-0.707	(RVA/CYD) * PYM
Rollback Millage Rate for 2010	RR	10.207	PYM - ME

CITY OF UNION CITY
 "The Progressive City"

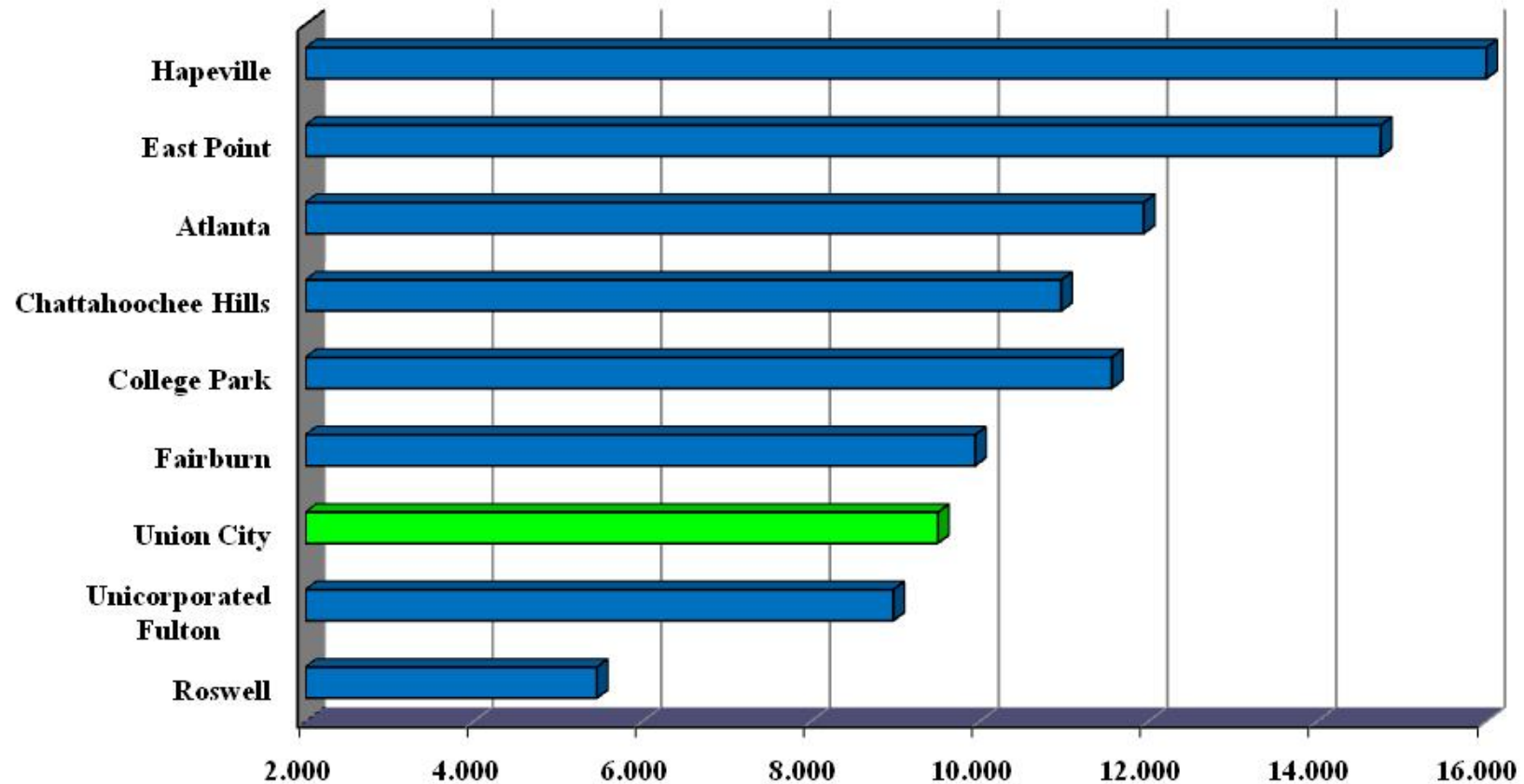
Proposed FY2012 Budget

FY2011 Estimated Gross Digest Distribution



Proposed FY2012 Budget

Millage Rate Comparison



Proposed FY2012 Budget

Where does my Union City tax dollar go?



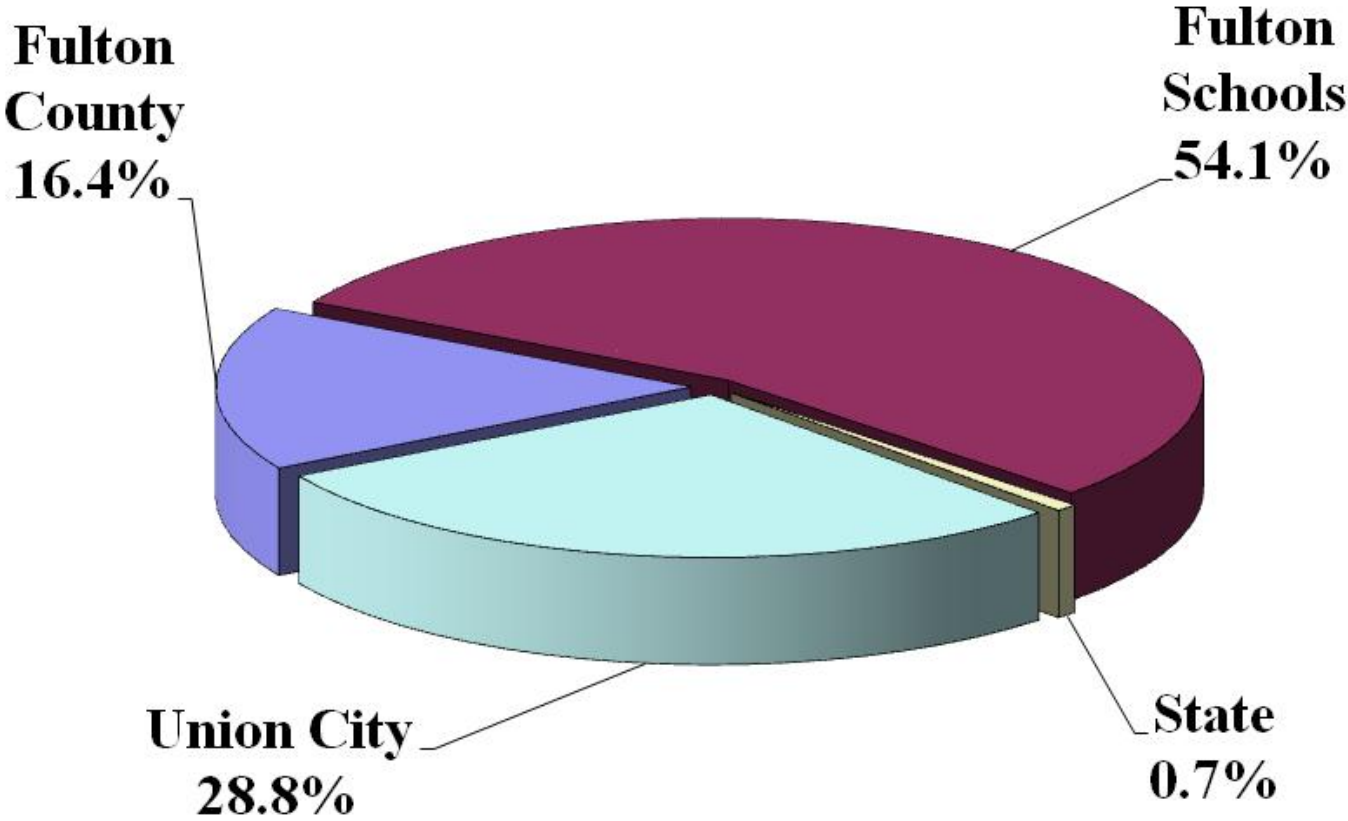
Where does my tax dollar go?

	<u>Step 1</u> Obtain Appraised Value (Fair Market Value)	<u>Step 2</u> Calculate 40% (Assessed Value)	<u>Step 3</u> Deduct applicable Homestead Exemption ¹	<u>Step 4</u> Calculate Remaining Applicable assessment	<u>Step 5</u> Apply applicable Millage Rates	<u>Step 6</u> Calculate taxes owed prior to State Homestead Credit ⁴	<u>Step 7</u> Deduct State Homestead Credit ⁵	<u>Step 8</u> Calculate taxes owed
Fulton County General ^{1,2}	\$150,000	\$60,000	\$30,000	\$30,000	10.2810	\$616.86	\$308.43	\$308.43
Fulton County Bond ²	150,000	60,000		60,000	0.2700	16.20		16.20
Fulton County School General ³	150,000	60,000	2,000	58,000	18.5020	1,110.12	37.00	1,073.12
Fulton County School Bond ³	150,000	60,000		60,000	0.0000	0.00		0.00
State of Georgia	150,000	60,000	2,000	58,000	0.2500	15.00	0.50	14.50
Union City ^{Bond}	150,000	60,000	0	60,000	2.0730	124.38		124.38
Union City ¹	150,000	60,000	0	60,000	7.4270	445.62		445.62
Total					38.8030	\$2,328.18	\$345.93	\$1,982.25

	Jurisdiction	Percent
¹ Fulton County General and Union City homestead	Fulton County	16.38%
² 2011 Millage Rate used	Fulton Schools	54.14%
² Millage Rates proposed as part of the 2012 budget	State	0.73%
⁴ Divide Millage Rate by 1,000 prior to multiplying by Remaining Applicable assessment	Union City	<u>28.76%</u>
⁵ Represents applicable Homestead assessed value multiplied by the applicable millage rate.		100.00%

Proposed FY2012 Budget

Where does my Union City tax dollar go?



Proposed FY2012 Budget Highlights

Employment Related Statistics and Amendments



- Funding for 253 FTEs (224 full-time and 29 part-time).
- Funding for Police services consisting of 78 FTEs (74 sworn; including 4 part-time officers & 16 part-time reserve officers).
- Funding for Fire/EMS services consisting of 49 FTEs (48 sworn).
- Proposed reductions do not impact service delivery

Proposed FY2012 Budget Highlights

Position Control Amendments



General Fund

Unfunded Positions:

1. Police – One (1) Detective
2. Fire – Two (2) Fire Firefighter EMT
3. Fire – One (1) Fire Firefighter Paramedic

Corrections Fund

Startup - East Wing Operations:

1. Eight (8) Jailer & One (1) Maintenance Assistant position.

Reclassifications:

1. None Proposed

Proposed FY2012 Budget Highlights

Employee Benefit Improvements



- FlexHR EmployeeUniverse™ (City Employee Self-Service Website) fully operational to assist 24/7 with any questions regarding benefits, pay, policies and procedures, etc.
- Absorbed 2.5% healthcare increase without passing the cost along to our employees.
- Continuing short-term disability plan and enhanced long-term disability plan at no cost to employees. (Disability payments).
- Enrolled employees electronically using I-Enroller to ensure employee benefit selections are accurate. (Byrant Wharton)
- Provided employees with an Employee Benefit Summary detailing healthcare and retirement benefits. (Byrant Wharton)

Proposed FY2012 Budget Highlights

Planning Assumptions



- Commitment to Outstanding Customer Service
- Provides for no property tax increase
- Provides no salary increases for city employees
- Includes Holiday pay program for city employees
- Debt service payments
- Professional Outsourced Services
- Property & Liability insurance
- Transportation Enhancement capital projects
- Define Benefit Plan elections incorporated

Proposed FY2012 Budget Highlights

Proposed Funding Highlights



- Information Technology Disaster Recovery Plan
- Code Enforcement Clean & Lien program
- E911 System Enhancement Improvements
- Moore Jackson Community Center Improvements
- Ronald Bridges Park Improvements & Note Payment
- Employee Christmas Party & Event
- Incorporated Recreational programming within Recreation Dept.
- Community Development includes costs of providing building inspection for one major business opening during year



FY2012 General Fund Budget Summary

Revenue	\$15,270,000
Expenditures	\$16,432,667
Fund Balance	\$743,384

Proposed FY2012 Budget Shortfall

Recommendations to Correct **(\$419,283)** Shortfall



Option #1

- Change Millage Rate to the Rollback Rate (9.500 to 10.207) to recapture the declining digest. State Law does not consider this a property tax increase.

Option #2

- Eliminate remaining vacant positions \$125k; Travel & Training \$90k; Overtime \$50k; and delay MJCC renovation build-out \$155k

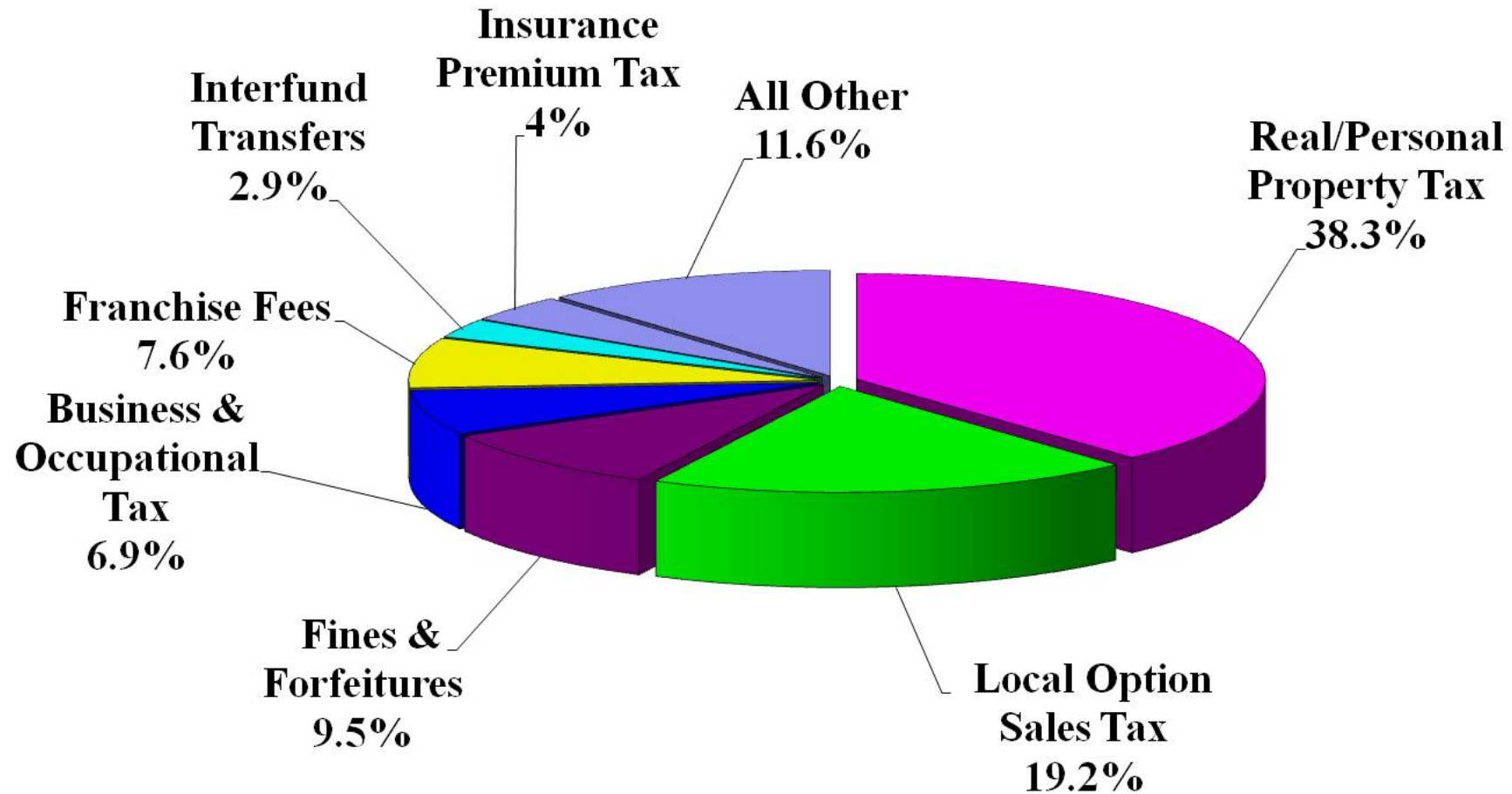
Option #3

- Eliminate vacant positions & 4% salary reduction across the board

Option #4

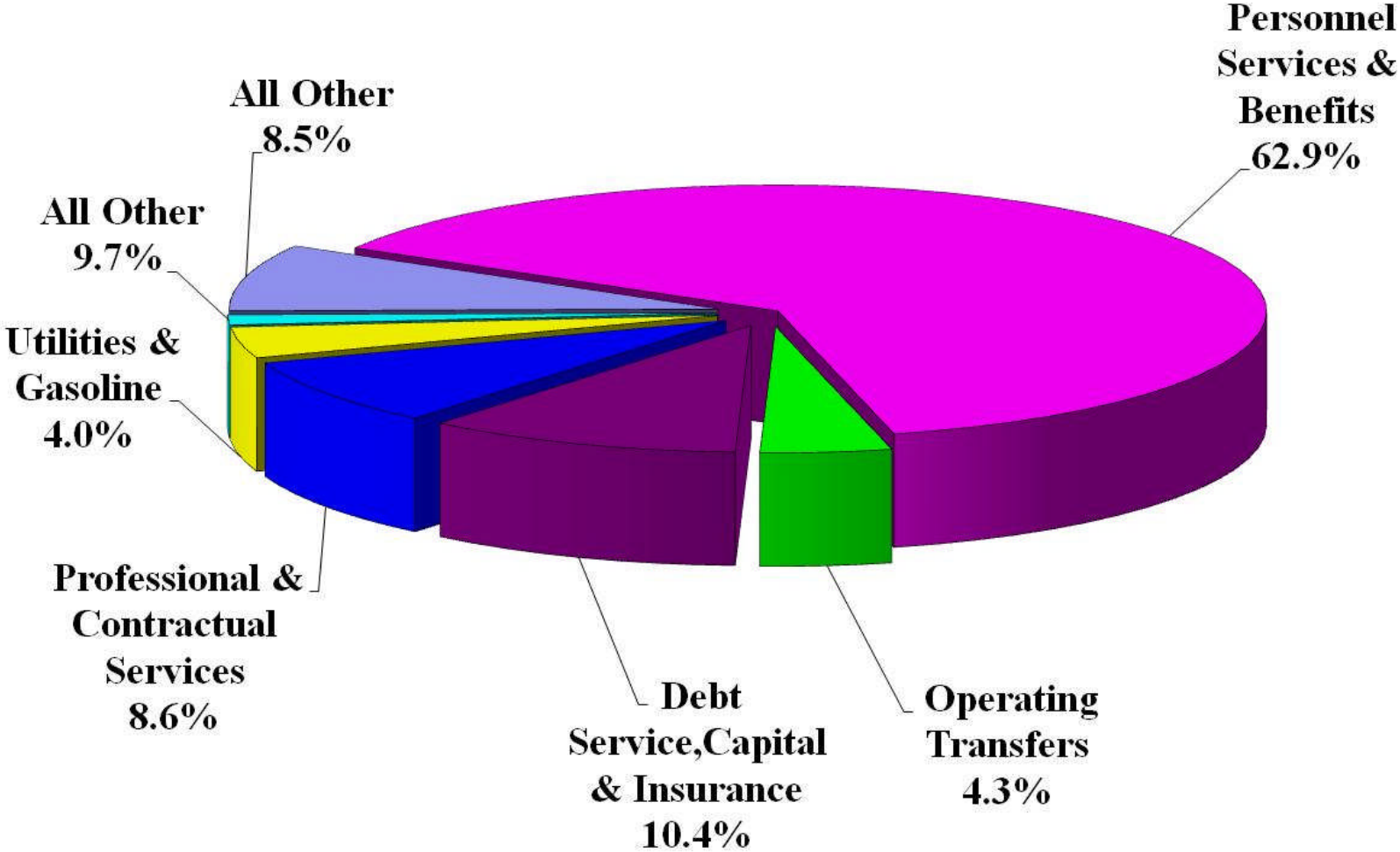
- Combination of above suggestions or other options.

Union City FY2012 General Fund Proposed Budget Major Revenue Categories



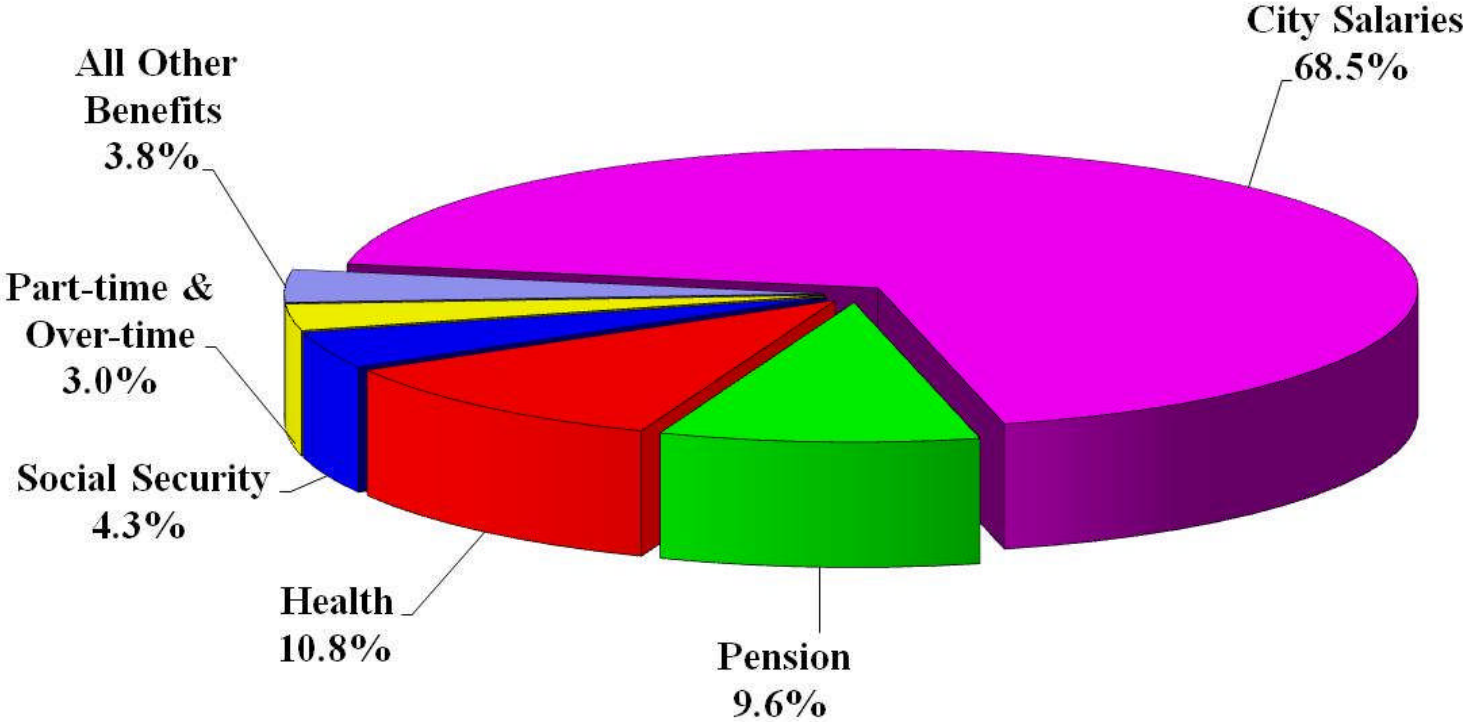
Union City FY2012 General Fund Proposed Budget

Major Expenditure Categories



Union City FY2011 General Fund Proposed Budget

Personnel Categories



Proposed FY2012 Budget Highlights

Inter-Fund Transfers



2012 Inter-Fund Operating Transfers

	<i>100 General Fund</i>	<i>215 E911 Fund</i>	<i>240 Federal Grant</i>	<i>254 Multiple Grants</i>	<i>255 Motor Veh Fund</i>	<i>343 TEE Grant</i>	<i>350 Capital Fund</i>	<i>410 2006 G.O. Debt</i>	<i>419 2010 G.O. Debt</i>
General Operations	<i>(\$300,000)</i>	<i>\$300,000</i>							
General Operations	<i>(\$7,125)</i>		<i>\$7,125</i>						
General Operations	<i>(\$403,451)</i>						<i>\$403,451</i>		
General Operations	<i>(\$1,231,000)</i>							<i>\$938,000</i>	<i>\$293,000</i>
Finance	<i>\$325,000</i>								
Finance	<i>\$100,000</i>								
Finance	<i>\$150,000</i>				<i>(\$150,000)</i>				
Grand Total	<i>(\$1,366,576)</i>	<i>\$300,000</i>	<i>\$7,125</i>	<i>\$0</i>	<i>(\$150,000)</i>	<i>\$0</i>	<i>\$403,451</i>	<i>\$938,000</i>	<i>\$293,000</i>

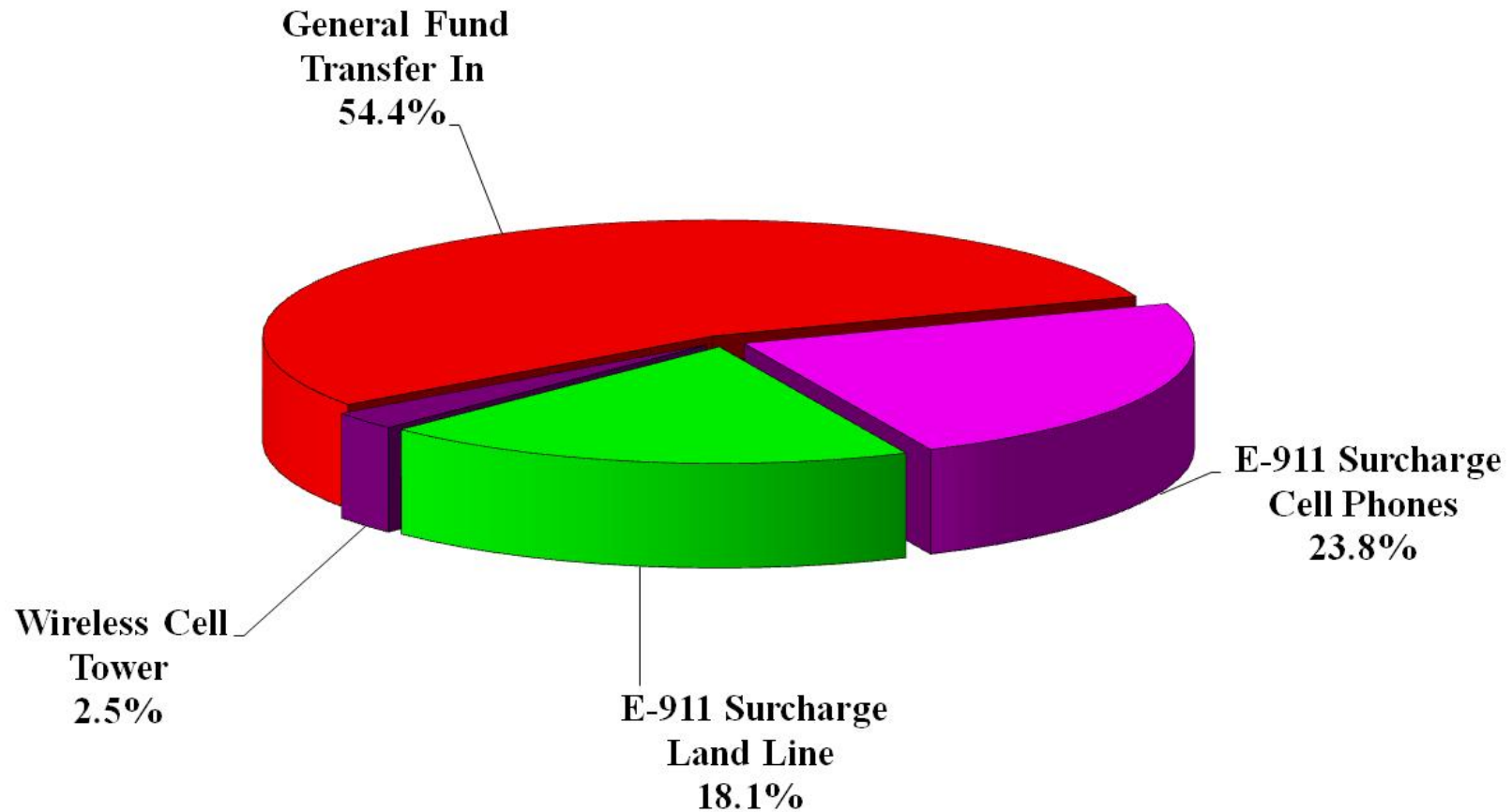
	<i>900 Jail Authority</i>	<i>420 2010 COPS Debt</i>	<i>Jail Auth 2008 G.O. Debt</i>	<i>555 Corrections Fund</i>
Detention Complex	<i>(\$3,682,247)</i>			<i>\$3,682,247</i>
Detention Complex	<i>(\$1,053,894)</i>		<i>\$1,053,894</i>	
Jail Authority	<i>(\$372,000)</i>	<i>\$372,000</i>		
Grand Total	<i>(\$5,108,141)</i>	<i>\$372,000</i>	<i>\$1,053,894</i>	<i>\$3,682,247</i>



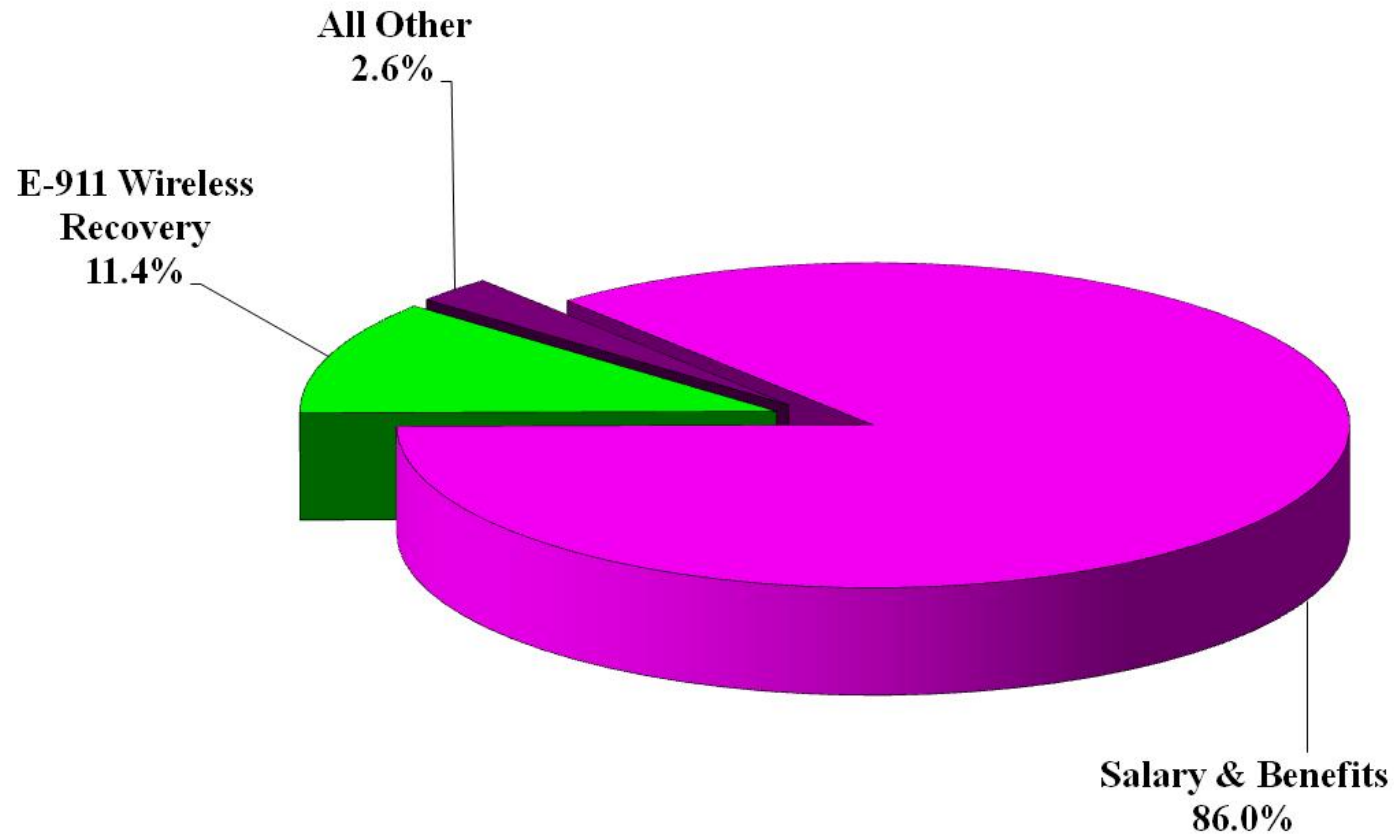
Emergency Services Budget Highlights

- Emergency Services continues to operate as expected with the exception of the range and effectiveness of the existing public safety communication infrastructure
- Capital Improvement Program includes E911 Enhancement funding for addressing the E911 communication issues.
 - Ware Street Tower – The FAA has approved the 30' increase in cell tower height, final engineering complete and two 9' dipole UHF antennas should be fully operational within third quarter of this year.
 - Derrick Street Tower – Enhanced public safety antennas and cable drop for the 220' tower will be installed as part of the tower agreement to ensure overall system functionality.
 - Design and engineering of the Radio System - Trunking system, E911 consoles, UHF-400 mhz radios, that will provide potential growth capacity for 25 years have been procured for the police department and should become operational within third quarter of this year.
 - Radio System – Police vehicles were procured moving the city into a fully digital radios capability and enabling direct integration into this new trunking system.

Union City FY2012 E-911 Emergency Services Fund Proposed Budget Major Revenue Categories



Union City FY2012 E-911 Emergency Services Fund Proposed Budget Major Expenditure Categories

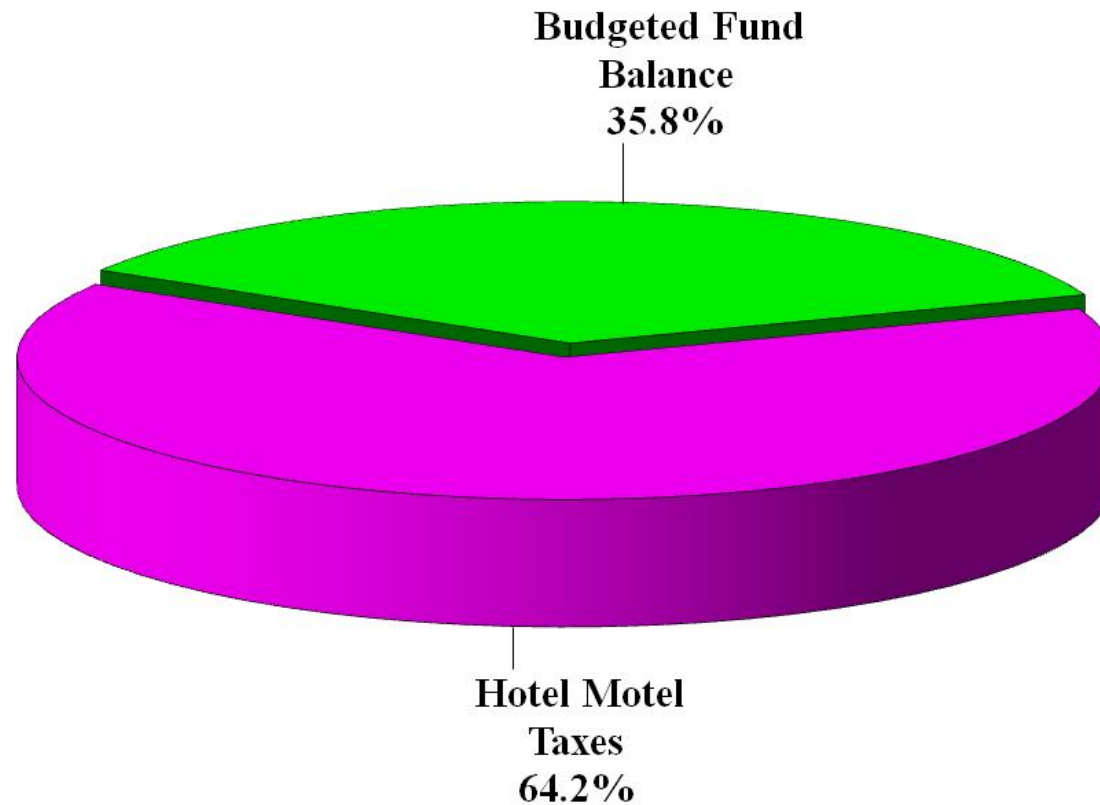




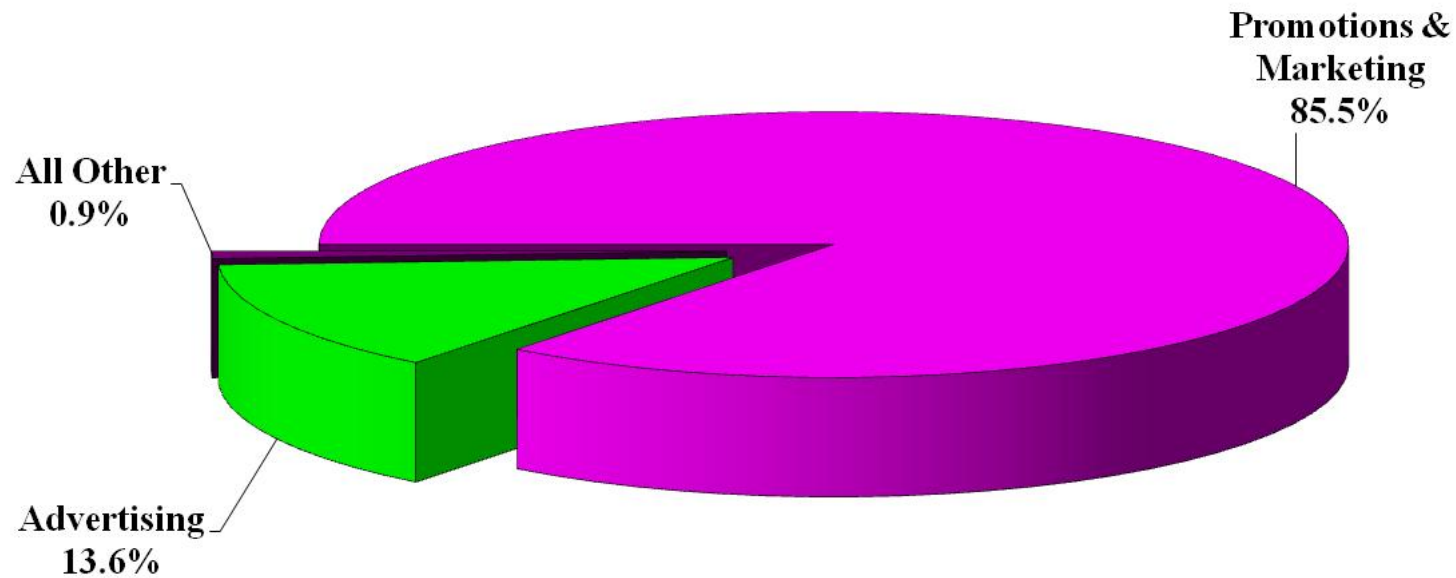
Hotel Motel Tax Fund Budget Highlights

- Funding was decreased to ensure sustainability of future events over the next two years assuming no sponsorship dollars
- Promotions and marketing includes turn-key services for:
 - Mayor's Annual Bike race
 - Independence Day & Labor Day Concert Series
 - Two (2) Movies by Moonlight events at Ronald Bridges Park
- Public Relations & Marketing Manager duties reduced to handle:
 - Advertising, marketing and promotions of concert & movie series
 - Creation of a sponsorship program
 - Assisting city with economic development related activity
- Advertising includes banners, radio, billboards, newspapers & website

Union City FY2012 Hotel Motel Fund Proposed Budget Major Revenue Categories



Union City FY2011 Hotel Motel Fund Proposed Budget Major Expenditure Categories





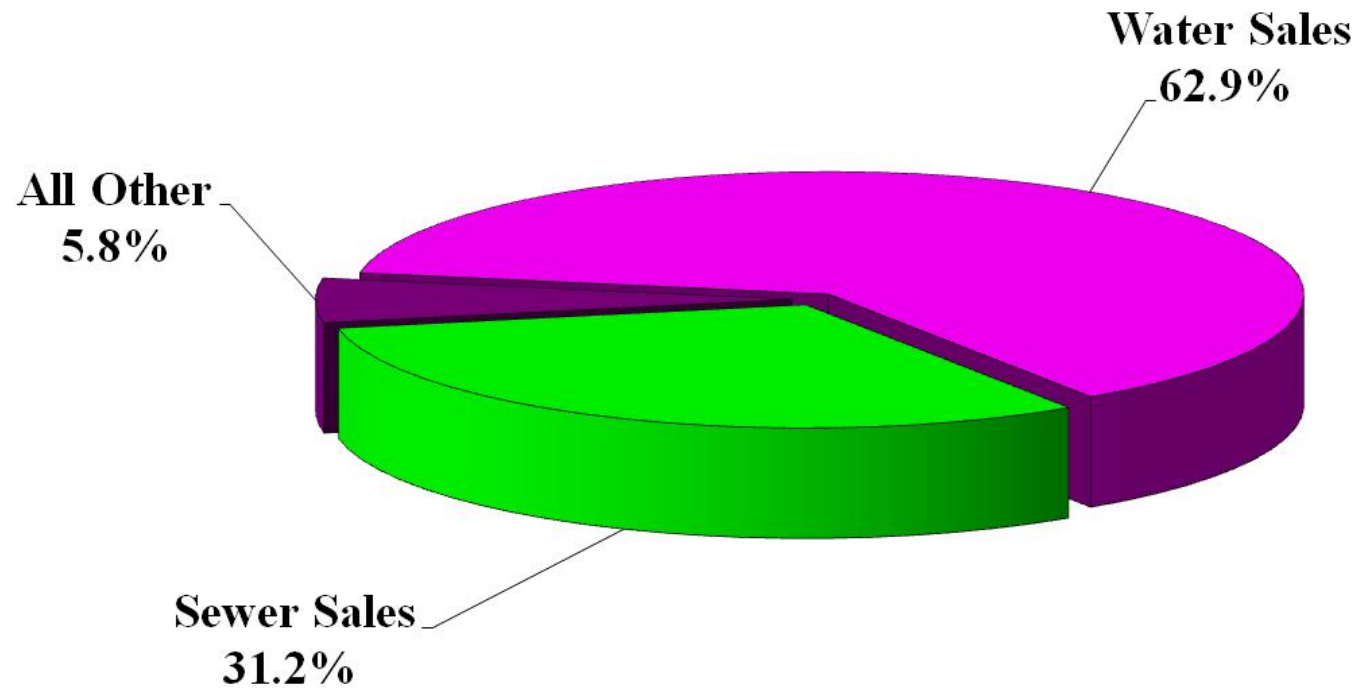
Water & Sewer Fund Budget Highlights

- Sustainability in future years is an issue, primary drivers are:
 - Purchased Water from City of Atlanta increasing \$294,500/year; or 14.4%.
 - Increased Interest payable to Water Authority of \$316,020/year.
- Ending Fund Balance is estimated to be less than 5%.
- Recommendation to Correct projected **(\$557,884)** Shortfall:
 - Adjust Sewer base fee and usage rate 20% to balance projected shortfall.
 - Adjust Sewer base fee and usage rate 45% to balance projected shortfall & cover debt service of \$8.5M required for increased 1.5MGD sewer capacity.
 - Combination of the above two solutions or further staff reductions.

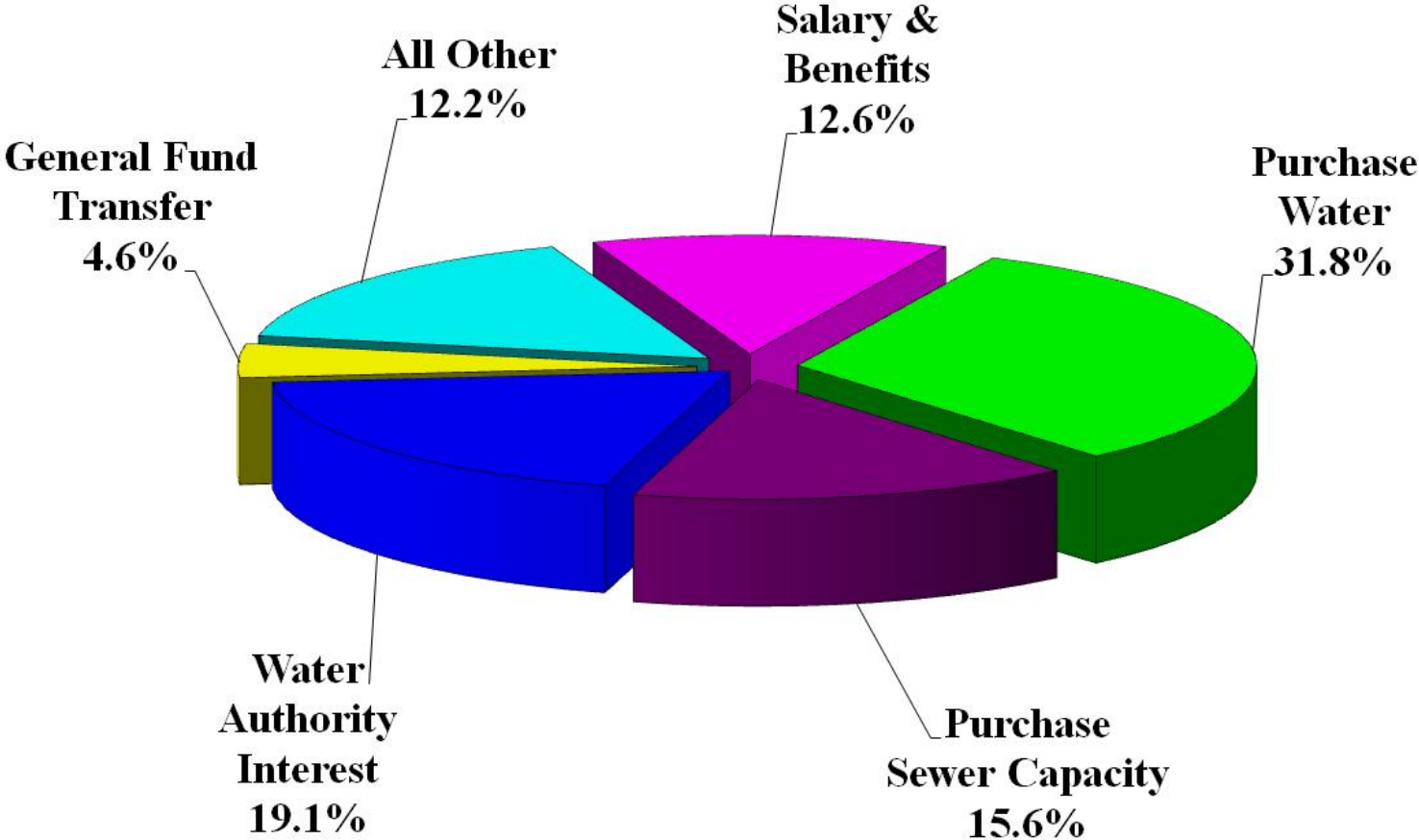
Establishing competitive rates:

- Help provide the funding required to sustain the long term needs of the City's water & sewer infrastructure.

Union City FY2012 Water & Sewer Service Fund Proposed Budget Major Revenue Categories



Union City FY2012 Water & Sewer Fund Proposed Budget Major Expenditure Categories





Water & Sewer Fund Rate Option #1

SEWER RATES (based on gallons)

	<i>Base Charge</i>	<i>Percent Increase</i>	<i>Usage 0 - 5k</i>	<i>Percent Increase</i>	<i>Usage 5k - 10k</i>	<i>Percent Increase</i>	<i>Usage 10k-15k</i>	<i>Percent Increase</i>	<i>Usage 15k-20k</i>	<i>Percent Increase</i>
Hapeville	\$7.50	-50%	\$4.75	75%	\$4.75	75%	\$5.25	93%	\$5.25	36%
Palmetto	\$12.65	-16%	\$6.90	154%	\$6.90	154%	\$6.90	154%	\$6.90	79%
East Point	\$13.00	-13%	\$2.50	-8%	\$3.20	18%	\$3.20	18%	\$4.50	17%
Union City	\$15.00		\$2.72		\$2.72		\$2.72		\$3.86	
Fairburn	\$16.90	13%	\$4.05	49%	\$4.05	49%	\$4.05	49%	\$4.05	5%
College Park	\$23.00	53%	\$1.61	-41%	\$2.30	-15%	\$2.99	10%	\$2.99	-23%

(Percent Increase columns compare other city rates to those current Union City rates.)

Option #1 - Sewer Rate for Union City

	<i>Base Charge</i>	<i>Percent Increase</i>	<i>Usage 0 - 5k</i>	<i>Percent Increase</i>	<i>Usage 5k - 10k</i>	<i>Percent Increase</i>	<i>Usage 10k-15k</i>	<i>Percent Increase</i>	<i>Usage 15k-20k</i>	<i>Percent Increase</i>
Union City	\$18.00	20%	\$3.26	20%	\$3.26	20%	\$3.26	20%	\$4.63	20%

Option #1

Utility Bill	Current Billing	Proposed Increase	Variance	Percent
Water	\$42.43	\$47.02	\$4.59	10.8%
Sewer	\$27.24	\$32.67	\$5.43	19.9%
Sanitation	\$14.00	\$14.00	\$0.00	0.0%
Total	\$83.67	\$93.69	\$10.02	12.0%

Yearly Impact

Proposed Increase	Estimate
Base Charge	\$162,000
Rate Increase	\$390,325
Estimated Impact	\$552,325



Water & Sewer Fund Rate Option #2

SEWER RATES (based on gallons)

	<i>Base Charge</i>	<i>Percent Increase</i>	<i>Usage 0 - 5k</i>	<i>Percent Increase</i>	<i>Usage 5k - 10k</i>	<i>Percent Increase</i>	<i>Usage 10k-15k</i>	<i>Percent Increase</i>	<i>Usage 15k-20k</i>	<i>Percent Increase</i>
Hapeville	\$7.50	-50%	\$4.75	75%	\$4.75	75%	\$5.25	93%	\$5.25	36%
Palmetto	\$12.65	-16%	\$6.90	154%	\$6.90	154%	\$6.90	154%	\$6.90	79%
East Point	\$13.00	-13%	\$2.50	-8%	\$3.20	18%	\$3.20	18%	\$4.50	17%
Union City	\$15.00		\$2.72		\$2.72		\$2.72		\$3.86	
Fairburn	\$16.90	13%	\$4.05	49%	\$4.05	49%	\$4.05	49%	\$4.05	5%
College Park	\$23.00	53%	\$1.61	-41%	\$2.30	-15%	\$2.99	10%	\$2.99	-23%

(Percent Increase columns compare other city rates to those current Union City rates.)

Option #2 - Sewer Rate for Union City

	<i>Base Charge</i>	<i>Percent Increase</i>	<i>Usage 0 - 5k</i>	<i>Percent Increase</i>	<i>Usage 5k - 10k</i>	<i>Percent Increase</i>	<i>Usage 10k-15k</i>	<i>Percent Increase</i>	<i>Usage 15k-20k</i>	<i>Percent Increase</i>
Union City	\$21.75	45%	\$3.94	45%	\$3.94	45%	\$3.94	45%	\$5.60	45%

Option #2

Utility Bill	Current Billing	Proposed Increase	Variance	Percent
Water	\$42.43	\$47.02	\$4.59	10.8%
Sewer	\$27.24	\$39.48	\$12.24	44.9%
Sanitation	\$14.00	\$14.00	\$0.00	0.0%
Total	\$83.67	\$100.50	\$16.83	20.1%

Yearly Impact

Proposed Increase	Estimate
Base Charge	\$364,500
Rate Increase	\$881,846
Estimated Impact	\$1,246,346



Water & Sewer Fund Rate Comparison

Option #1 - Sewer Rate for Union City

	<i>Base Charge</i>	<i>Percent Increase</i>	<i>Usage 0 - 5k</i>	<i>Percent Increase</i>	<i>Usage 5k - 10k</i>	<i>Percent Increase</i>	<i>Usage 10k-15k</i>	<i>Percent Increase</i>	<i>Usage 15k-20k</i>	<i>Percent Increase</i>
Union City	\$18.00	20%	\$3.26	20%	\$3.26	20%	\$3.26	20%	\$4.63	20%

Option #1

Utility Bill	Current Billing	Proposed Increase	Variance	Percent
Water	\$42.43	\$47.02	\$4.59	10.8%
Sewer	\$27.24	\$32.67	\$5.43	19.9%
Sanitation	\$14.00	\$14.00	\$0.00	0.0%
Total	\$83.67	\$93.69	\$10.02	12.0%

Yearly Impact

Proposed Increase	Estimate
Base Charge	\$162,000
Rate Increase	\$390,325
Estimated Impact	\$552,325

Option #2 - Sewer Rate for Union City

	<i>Base Charge</i>	<i>Percent Increase</i>	<i>Usage 0 - 5k</i>	<i>Percent Increase</i>	<i>Usage 5k - 10k</i>	<i>Percent Increase</i>	<i>Usage 10k-15k</i>	<i>Percent Increase</i>	<i>Usage 15k-20k</i>	<i>Percent Increase</i>
Union City	\$21.75	45%	\$3.94	45%	\$3.94	45%	\$3.94	45%	\$5.60	45%

Option #2

Utility Bill	Current Billing	Proposed Increase	Variance	Percent
Water	\$42.43	\$47.02	\$4.59	10.8%
Sewer	\$27.24	\$39.48	\$12.24	44.9%
Sanitation	\$14.00	\$14.00	\$0.00	0.0%
Total	\$83.67	\$100.50	\$16.83	20.1%

Yearly Impact

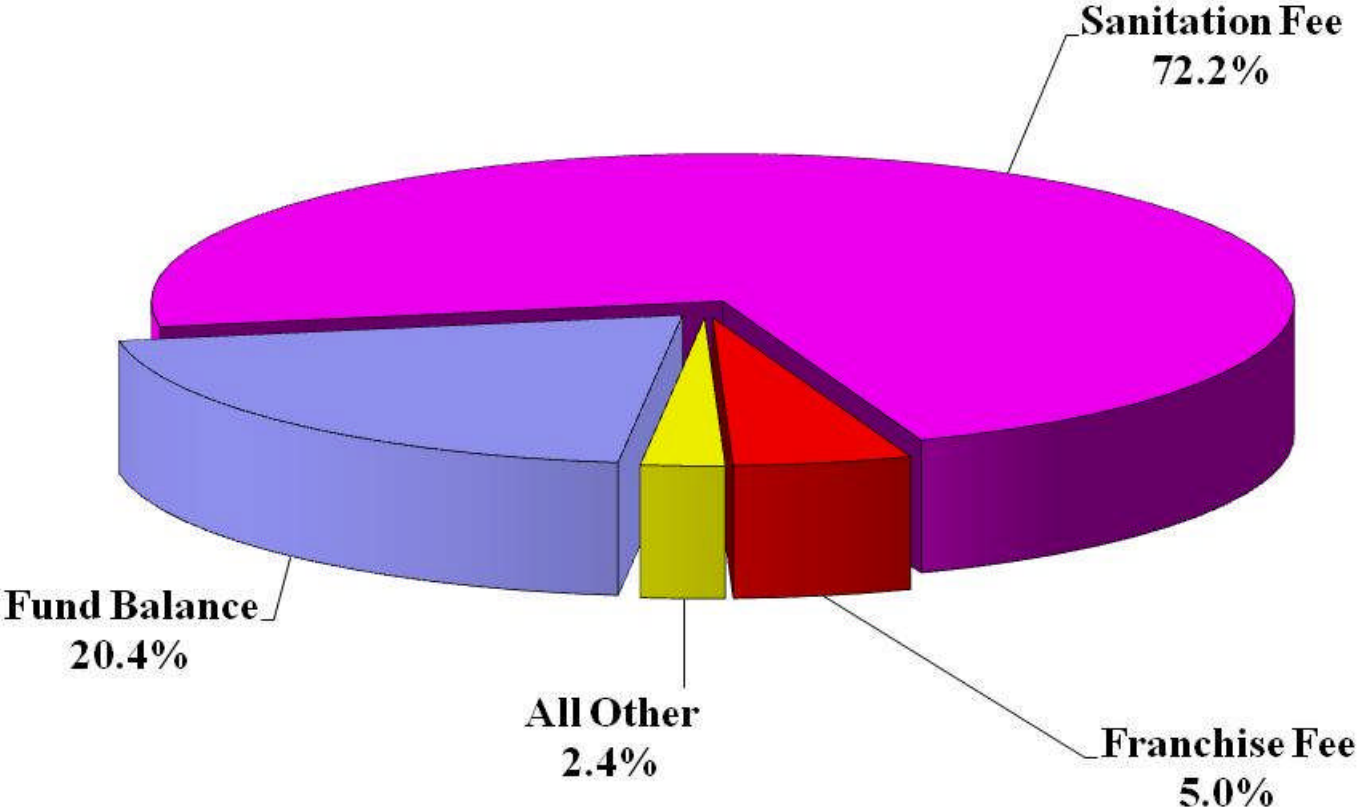
Proposed Increase	Estimate
Base Charge	\$364,500
Rate Increase	\$881,846
Estimated Impact	\$1,246,346



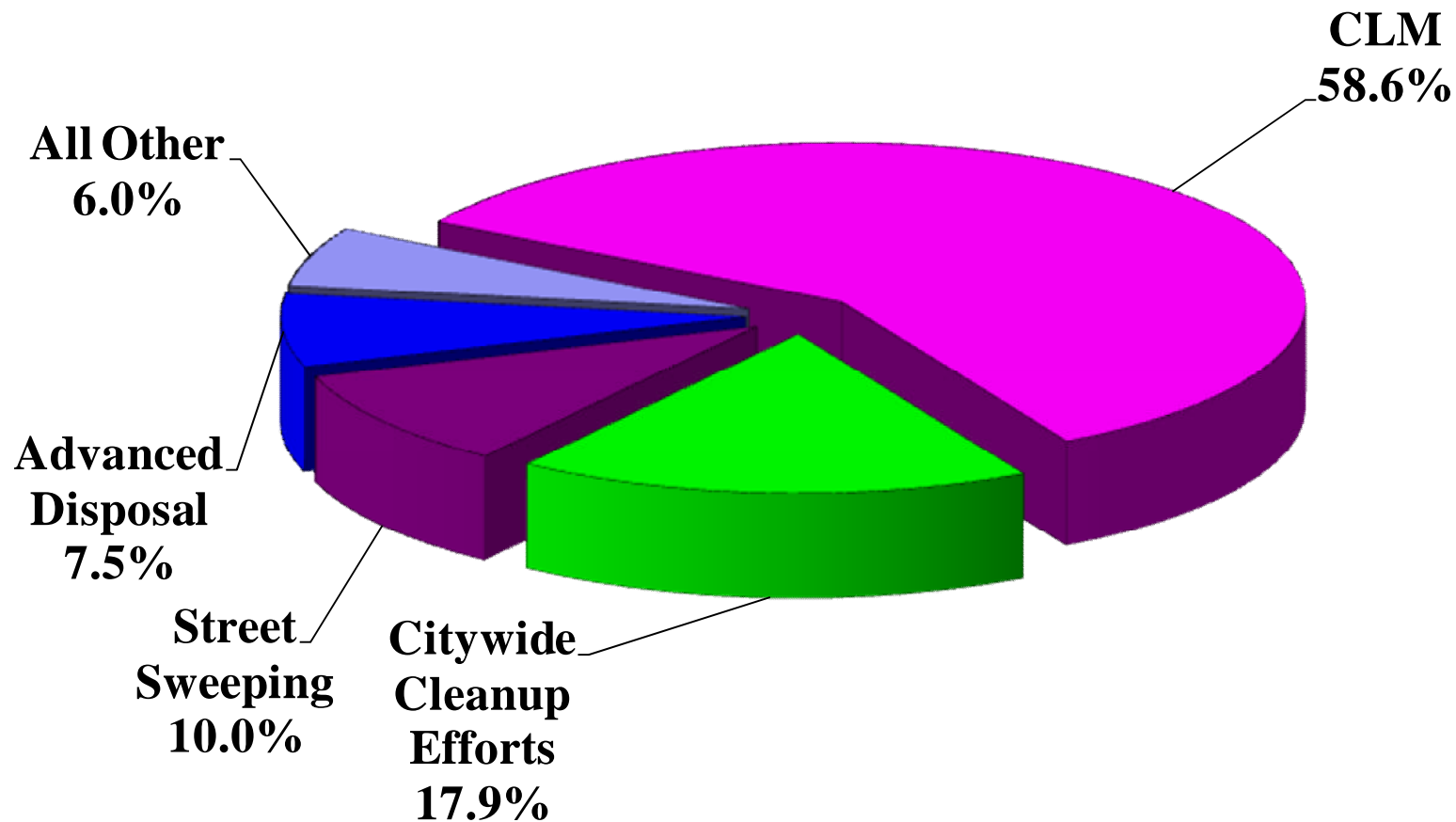
Sanitation Fund Budget Highlights

- Sanitation continues to operate as expected without operational concerns or challenges.
- Advanced Disposal and CLM continue to substantiate their commitment in our public/private partnership with tangible benefits to the business community and our tourism events.
- Franchise fee and billing spin-off with Advanced Disposal is fully operational and functioning as intended.
- Fund balance remains healthy.
- Program enhancements include:
 - Stormwater Basin Evaluation (EPA Permitting Requirement)
 - Stormwater Utility Fee Analysis
 - Increased Street Sweeping services
 - Clean & Lien, stormwater clean-up, demolition and citywide clean-up program all funded in this fund

Union City FY2012 Sanitation Fund Proposed Budget Major Revenue Categories



Union City FY2011 Sanitation Fund Proposed Budget Major Expenditure Categories





FY2012 Restricted Fund Budget Summary

Confiscated Assets Fund (210) – Restricted special purpose funds reflecting forfeitures from the sale of seized property as a result of drug-related arrests. Funds are for expenses over and above existing police services operations.

State Grant Funds (230) - Funds awarded by the State of Georgia for a particular use as specified in the grant application and award. Funds typically represent a program, service, or small operating-type of purchase by department.



FY2012 Restricted Fund Budget Summary

Federal Grants Fund (240) - Funds awarded from the Federal government for a particular use as specified in the grant application and award.

- i. EECBG - GEFA Grant – Joint Union City, College Park and Hapeville. Union City funds will be spent on upgrading and improvements to the HVAC system at the Moore Jackson Community Center.
- ii. JAG Grant – Supports the purchase of police bullet proof vests that are utilized for community policing.
- iii. Safer Grant - Fireman salary reimbursement grant.



FY2012 Restricted Fund Budget Summary

ARRA Federal Grants Fund (246) - Funds awarded from the Federal government for a particular use as specified in the grant application and award.

- i. ARRA JAG Grant – Supports the purchase of police vehicles that are utilized for community.

Multiple Grants Fund (254) - Funds awarded from various contributions and donations received from individuals, businesses, and philanthropic organizations, for both restricted and unrestricted purposes and is deposited into the applicable department.



FY2012 Restricted Fund Budget Summary

Vehicle Rental Excise Tax Fund (255) – Special tax assessed on rental vehicles for the purpose of maintaining roads and related infrastructure throughout the city.

Inmate Welfare Fund (287) - Restricted special purpose funds dedicated to provide monies to benefit the general inmate population and enhance inmate activities and programs, including education programs.



FY2012 Restricted Fund Budget Summary

Tax Allocation District Fund (291) – Tax allocation district supports construction of the infrastructure necessary to make an underutilized area attractive to development. The TAD captures the incremental financing of real estate improvements to pay the present cost of street, greenway trail, lighting etc improvements.

CDBG (Community Development Block Grant) Fund (345) – Restricted special purpose funds from HUD dedicated to providing affordable housing, eliminating community blight, and establishing critical services for low-moderate income residents.



FY2012 Restricted Fund Budget Summary

Capital Improvement Program Fund (350) – Funding for multiyear capital improvement projects supported primarily from General Fund capital allocation. (*MJCC Renovation, MARTA Improvements & E911 Enhancements*)

**2006 GO (General Obligation) Debt Service Fund (410);
2010 GO (General Obligation) Debt Service Fund (419);
2010 COPS (Certificate of Participation) Debt Service Fund (420)** – Funds designated for the purpose of recording principle and interest debt service payments funding from General Fund and Jail Authority debt service allocations.



2006 Bond Fund Budget Highlights

- Funding reflects residual bond proceeds from the 2006 bond program for street related projects and Fire Station #3.
- Fire Station #3 is complete and fully operational.
- Remaining streets funding is allocated based upon the street rating and condition.
- Ronald Bridges Park & Various Street Improvements:
 - Majority of street improvements in progress or completed.
 - Improvement to Ronald Bridges Park including parking, drainage, utility, sidewalk and grading improvements substantially completed.
- The bond program should be substantially complete by the end of the FY2012 budget year.



Capital Fund Expenditures – Bond Program (310)

Project Name	FY2012 Proposed Budget
Fire Equipment	\$45,956
Fire Stations - Rewiring	\$5,113
Fire Station #2 Parking Lot	\$6,929
Public Safety Parking	\$3,311
Baker Street	\$94,490
Ballye Shannon Pike	\$4,016
Bull Court	\$1,178
Byrd Road	\$18,546
Church Street	\$30,000
College Street	\$84,485
Dixie Lake Road	\$436,332
Dodson Road	\$259,490
Forrest Avenue	\$275,122
Goodson Road	\$4,285
Goodson Street	\$6,613
Heather Court	\$2,043
High Point Road	\$89,963
Lakeside Drive Phase I	\$15,527

Project Name	FY2012 Proposed Budget
Lakeside Drive Phase II	\$13,746
Lakeside Way	\$16,493
Lester Road Emergency Repair	\$22,002
Longino Drive	\$34,629
Main Street	\$53,526
Oakley Road	\$3,502
Red Oak Road	\$9,572
Shannon Court	\$610
Shannon Parkway South Reclam	\$114,084
Simpson Avenue	\$205,202
Tartan Court	\$6,627
Thompson Drive	\$32,862
Union Street	\$89,420
Ward Road	\$56,957
Wellington Drive	\$3,005
All Other	\$449
Program Manager	\$38,618

Note: Excludes bank charges & contingency

TOTALS **\$2,084,703**



Capital Projects Highlights

- High Point Pedestrian Bridge – Building a pedestrian bridge on Highpoint Road to allow for passage between a local neighborhood and Liberty Point Elementary School.
 - Project underway – Clark Patterson Lee consultant firm
 - Acquiring right-of-way two parcels – awaiting ROW Certification letter
 - Environmental complete and awaiting utility certification
 - CST FY 2012

- Pedestrian Sidewalk Phase I – SR 138 from Gresham to Highway 29; Highway 29 from SR 138 to Dixie Lake Road and Pedestrian Sidewalk at Lester Road by Christian City.
 - Project underway – SEI consultant firm
 - Concept Approval 95%
 - Environmental documents submitted to GDOT
 - Negotiating ROW with CSX (CST FY 2013)



TE and CMAQ Capital Budget Highlights

- Shannon Parkway CMAQ Project – Proposed project consists of approximately 1.5 miles of sidewalk and replacement of corrugated metal pipe with concrete pipe under sidewalk and improving intersection cross-walks.
 - Project underway – POND consultant firm
 - Completing survey activities
 - Public meeting, September 13, 2011
 - CST FY 2012

- Pedestrian Sidewalk Phase II – Dodson Road, College Street, Baker Street, Goodson Street and Union Street sidewalk project.
 - Project underway – Griffin & Davis consultant firm
 - Eliminated sidewalks along Gresham Street per homeowner request
 - Eliminated sidewalks along Park Street & Jackson Street because they're dead-ends and along Church Street
 - Requested design variance eliminate landscape strip – reduce ROW cost
 - Environmental re-evaluation due to aged plans



TE and CMAQ Capital Budget Highlights

- MARTA Project– Intersection improvements at SR 138, Gresham, and High Point and Highway 29.
 - Project underway – POND consultant firm
 - Concept Design completed and finalizing survey.
 - CST FY 2012
- Buffington Road – Road improvements and bridge replacement.
 - Project underway – GDOT revising design plans
 - ROW underway
 - CST FY 2012
- Trails Grant – Developing a recreational trail system adjacent to the Etris Building at Ronald Bridges Park that connects Ronald Bridges Park Phase I to Phase II.
 - Project underway – AEC consultant firm
 - Final plans approved with RFP being released this week
 - CST FY 2012



Jail Authority & Correction Budgets

- Jail Authority budget consists primarily of the following two line items account for 96.2% of their budget :
 - Jail Management Contract = Correctional Services Budget \$3,682,247
 - Debt Service payments \$1,425,894
 - 2008 General Obligation Bonds
 - 2010 Certificate Of Participation

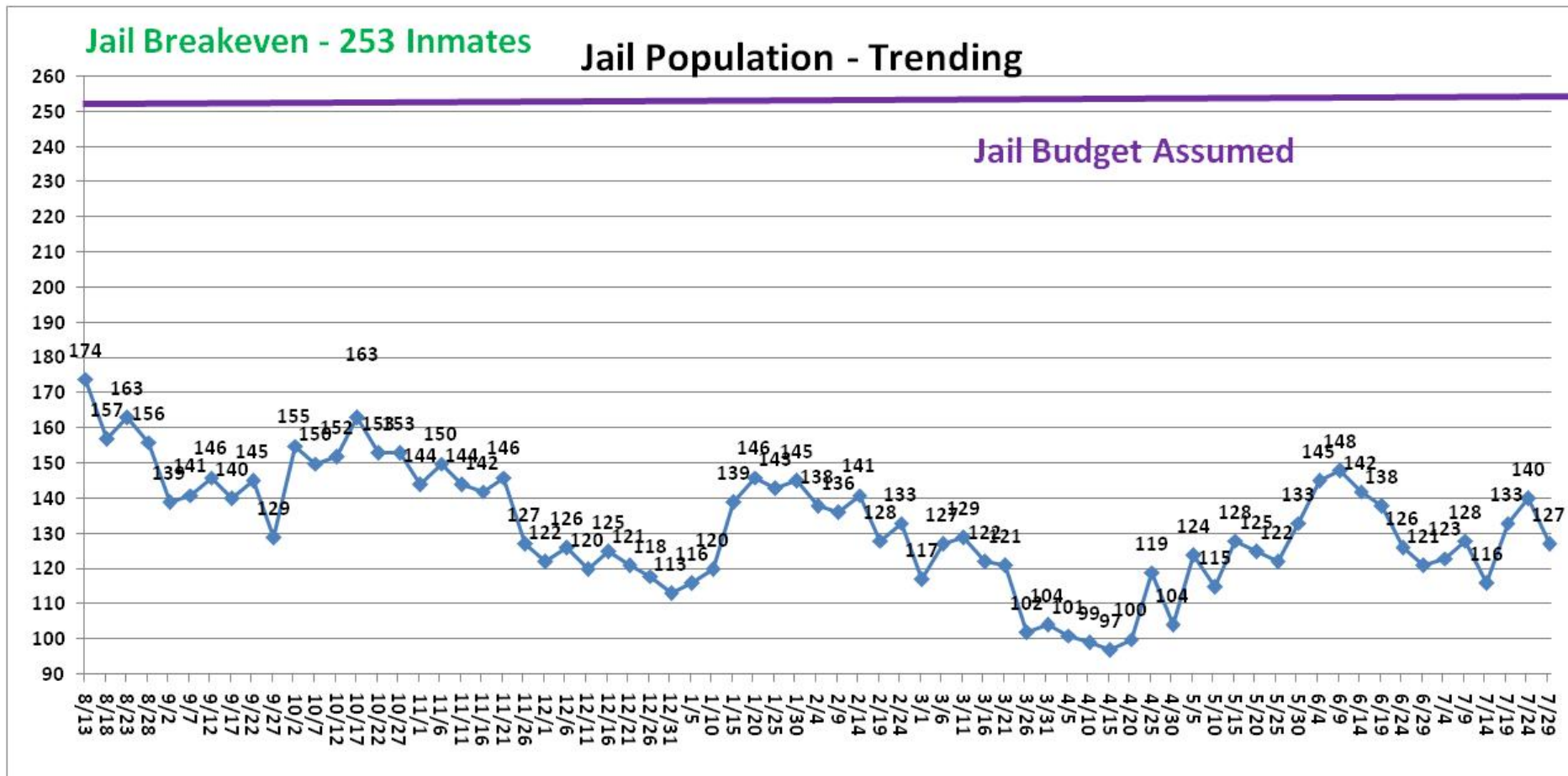
- The Corrections budget consists primarily of the following three line items account for 95.3% of their budget :
 - Salaries & Benefits \$2,317,436
 - Professional Services & Utilities \$1,190,462
 - Jail Medical Services
 - Food Services (feed inmates)
 - Utilities



Jail Authority – Steps taken to-date

- Jail inmate population has decreased significantly impacting the ability for the jail to remain self-sufficient.
- Primary reason for decrease is Fulton County withdrawing housed inmates.
- Outsourcing of inmates from the Atlanta City Detention Center have stalled.
- Renegotiated Medical Service Contract.
- Refinanced the remaining COPS debt service.
- Closed the West wing of the Jail short-term.
- Left eighteen (18) jail positions vacant during year.

Jail Authority Population Trend



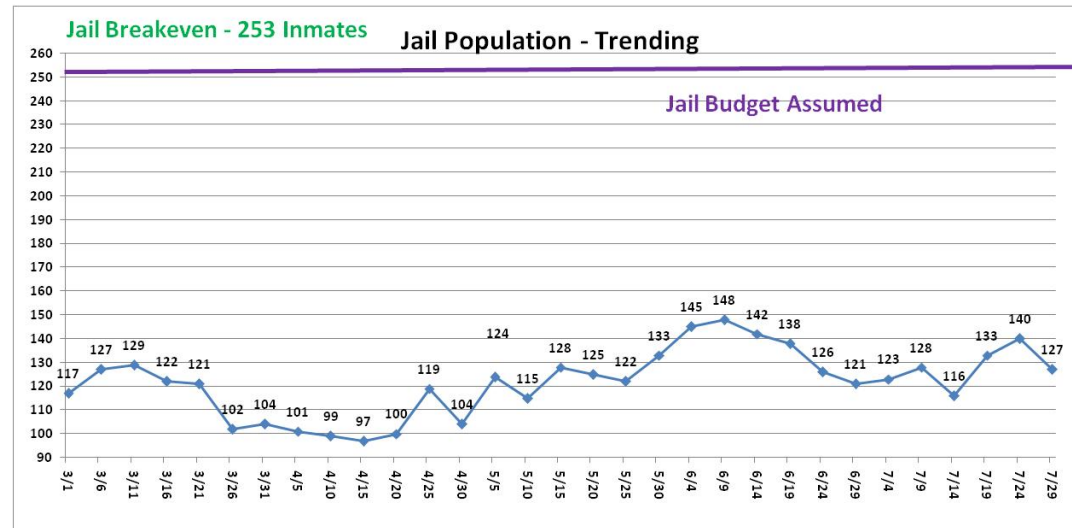
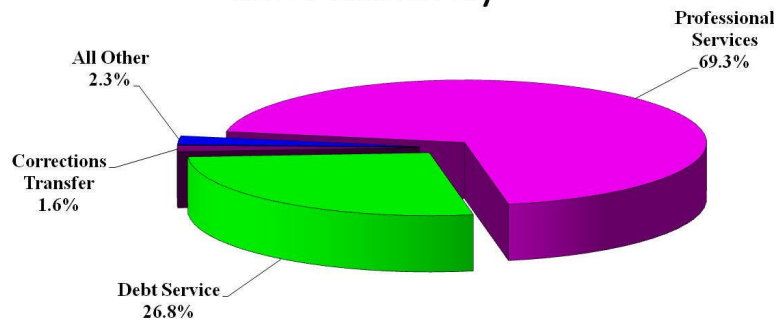


Jail Operations – Short-term Plan

- Remain at minimum jail staffing and operations.
- Make reasonable concessions necessary to complete a long term housing plan with Fulton County or the City of Atlanta.
- Aggressively pursue housing with all other jurisdictions.
- Consider selling or leasing the Jail facility to a private jail management firm such as GEO Corp., or Correctional Services Corp.
- Consider offering the Jail for sale to Fulton County as a south metro jail hub.

Jail Authority & Correction Budgets

Jail Authority



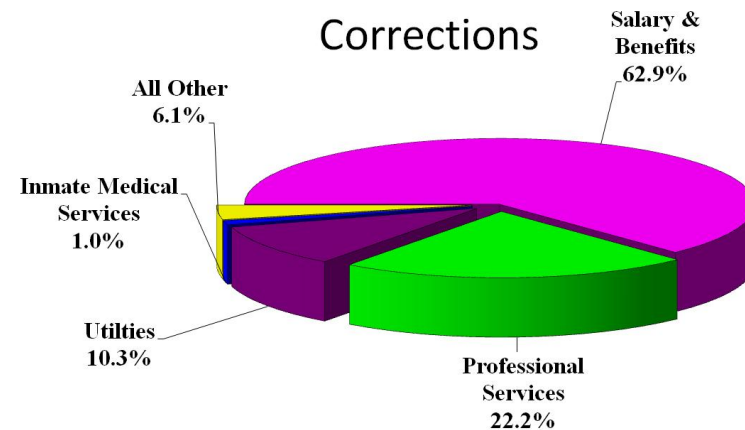
Proposed Solution (Outsourcing)

Jail Authority ¹	\$5,311,380
Corrections ²	\$3,682,247

¹Jail Mgt Contract & Debt Service represent 96.2% FY2012 Budget.

² Hire nine positions and open West side with 125 new inmates. Sustainability is conditioned upon Jail obtaining 125 new inmates.

Corrections





Jail Operations – Budget Plan


- Budget anticipates obtaining 125 new inmates.
- Make reasonable concessions necessary to complete a long term housing plan with Fulton County or Atlanta.
- Remain at minimum jail staffing and operations until we have obtained the needed 125 inmates.
- Once inmates are obtained – hire additional nine (9) positions needed to operate the West wing.
- Continue working towards evaluating all long-term options and provide monthly updates at each City Council meeting.
- Sustainability is conditioned upon obtaining these 125 additional Jail inmates.



Budget Summary for FY2012

- Budget calls for no property tax increase.
- Budget reductions do not impact existing service delivery
- Budget reflects a fundamental correction to balance current year revenues with current year expenses.
- Budget continues emphasis of Community Appearance:
 - a. Leveraging the community service program with existing public services staffing to combat litter and graffiti;
 - b. Code Enforcement Clean & Lien program & citywide Clean-ups;
 - c. Enhancing the Street Sweeping program;
- Budget continues to leverage the efficiencies of the public-private partnership model with outsourcing information technology, human resources, sanitation, jail services and Community Dev. services.

Thank you for your attention



This Is Your Union City

CITY OF UNION CITY

"The Progressive City"